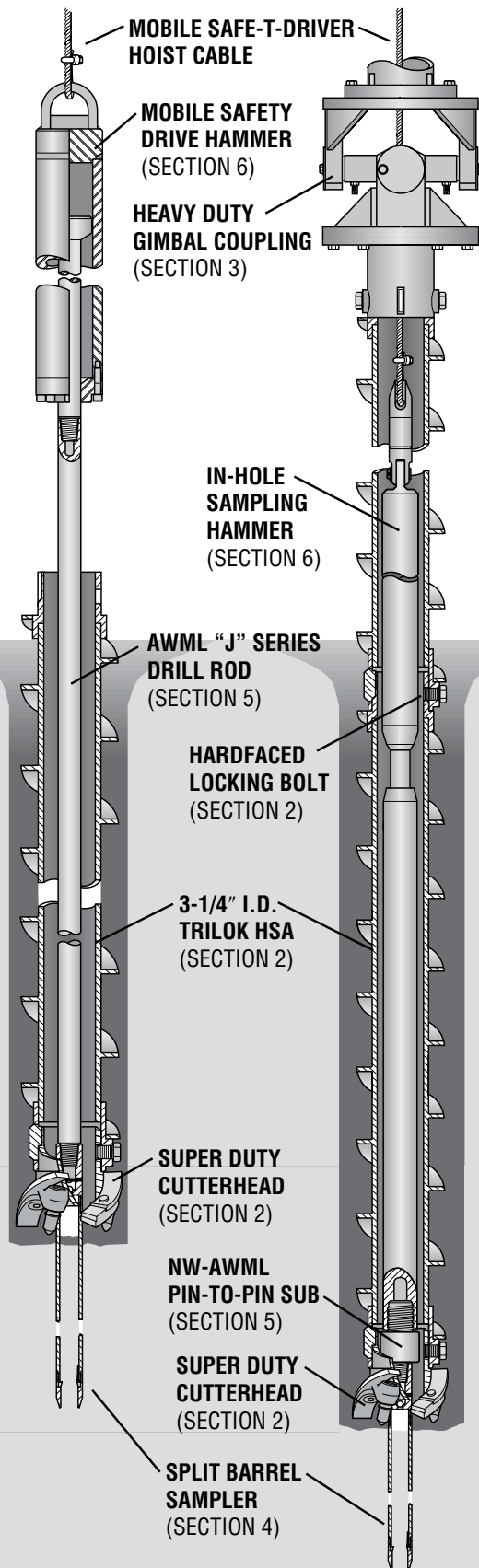


HOISTING AND DRIVING TOOLS

6

Mobile's complete line of hoisting and driving equipment includes the industry's most advanced **In-Hole** Sampling Hammer. Used in conjunction with the patented gimbal coupling as a part of the MOSS™ (Mobile Open Spindle Sampling) System it provides a very fast and efficient method of driving soil samples. The combination of the In-Hole Hammer and MOSS eliminates center rod handling, probably the most time consuming aspect of performing standard penetration testing.

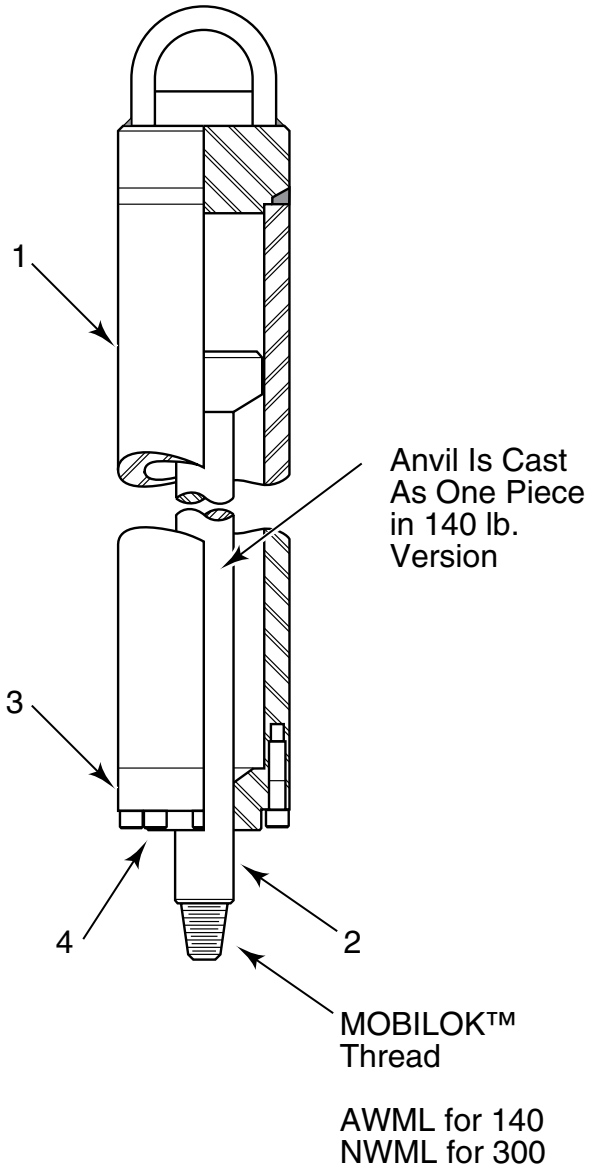


Key: * Designates weights less than 1 lb (.5kg)

† Consult Factory

6-1

6



MOBILE SAFETY DRIVE HAMMER

Mobile's drive hammer design results in a safe, accurate, one-piece hammer that requires no jar length, jar or bump block. The center rod and impact block are cast as one piece to provide maximum durability during the driving process. Hammer action is totally enclosed for safety. Maximum impact block travel allows for a 2'6" (762mm) free-fall. The machined, heavy-duty rod connection is AWML (1-3/4" (44mm) O.D. MOBILOK™) for the 140 lb (63.5kg) hammer or NWML (2-5/8" (67mm) O.D. MOBILOK™) for the 300 lb (136.1kg) hammer. Subs are required for connecting to other than MOBILOK™.

SAFETY DRIVE HAMMER ASSEMBLY

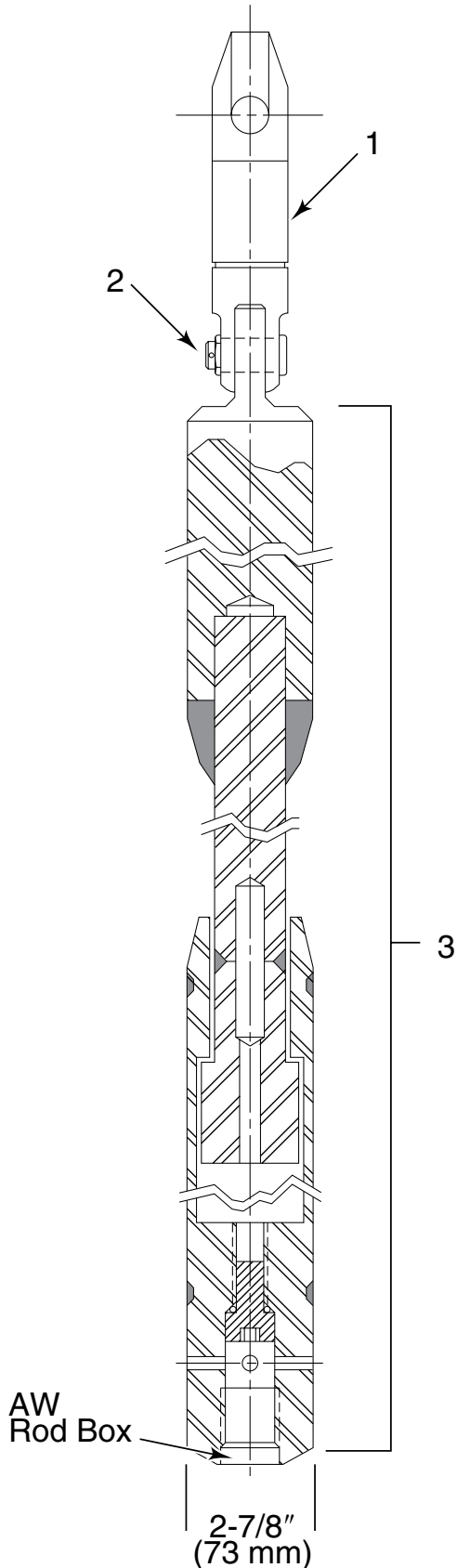
Description	Lb/Kg	Part No.
Hammer Assy, Safety:		
140 lb (63.5kg), AWML Pin.....	190 (86.2).....	67028-01
Hammer Assy, Safety: 300 lb (136.1kg), NWML Pin.....	351 (159.2).....	67028-02

COMPONENT PARTS: 140 LB (63.5KG) FOR SPT WORK

Ref. Description	Lb/Kg	Part No.
1 Weldment, Sleeve.....	127 (57.6).....	190086
2 Center Rod.....	28 (12.7).....	190066
3 Cap, Guide.....	14 (6.4).....	190084
4 Capscrew, Hex Socket		
Head (8 Required).....	*	3137-0079
AWML Box To A Pin.....	2 (.9).....	180011-01
AWML Box To AW Pin.....	3 (1.4).....	180011-02
AWML Box To BW Pin.....	4 (1.8).....	180011-03
AWML Box To N Pin.....	6 (2.7).....	180011-04
AWML Box To NW Pin.....	6 (2.7).....	180011-05
AWML Box To NWML Pin.....	6 (2.7).....	180011-06

COMPONENT PARTS: 300 LB (136.1KG) FOR DRIVING CASING

Ref. Description	Lb/Kg	Part No.
1 Weldment, Sleeve.....	295 (133.8).....	190090
2 Center Rod.....	39 (17.7).....	006990
3 Cap, Guide.....	17 (7.7).....	190091
4 Capscrew, Hex Socket		
Head (8 Required).....	*	3134-0090
NWML Box To A Pin.....	5 (2.3).....	180012-01
NWML Box To AW Pin.....	5 (2.3).....	180012-02
NWML Box To AWML Pin.....	6 (2.7).....	180012-06
NWML Box To BW Pin.....	5 (2.3).....	180012-03
NWML Box To N Pin.....	5 (2.3).....	180012-04
NWML Box To NW Pin.....	5 (2.3).....	180012-05



IN-HOLE SAMPLING HAMMER

Mobile's exclusive In-Hole Sampling Hammer is a 140 lb. (63.5kg) free-fall drive weight incorporating an enclosed "jars" assembly with a 3'6" (914mm) maximum stroke length. It is supplied with a D.C.D.M.A. rod box thread at the bottom end for direct attachment of a chopping bit, sampler or drill rod using an appropriate pin-to-pin adapter. The top connection is a 3 ton (2.7t) capacity ball bearing swivel with a bullet nosed thimble cap which will accept wire rope to 1/2" (13mm) diameter. Operation can be by SAFE-T-DRIVER or free-spooling sandline and other actuating means that would normally be acceptable for use with a conventional or safety type drive hammer. Through the spindle sampling, available only with Mobile equipment, is possible utilizing a Gimbal Coupling (Section 3) and the hammer connected directly to the sampler in its "in-hole" mode. Direct connection of the sampler to hammer also eliminates the loss of hammer energy to the sampler which is common in deep holes and provides considerable operational economy through the elimination of drill rod handling. The In-Hole Hammer can be used with drill rods between the sampler and hammer and is recommended in wet bore holes to keep the hammer above the water level.

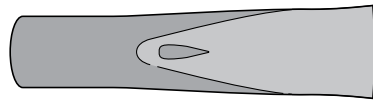
IN-HOLE SAMPLING HAMMER 2-7/8" (73MM) O.D.

Description	Lb/Kg	Part No.
Hammer Assy: 10'1" (3.07m) Closed, 140 lb (63.5kg), AW box.....	180 (81.6)	006297-01

COMPONENT PARTS

Ref. Description	Lb/Kg	Part No.
1 Swivel, Ball Bearing With Bolt and Nut	5 (2.3)	006305
2 Bolt and Nut	*	006748
3 Hammer Without Swivel.....	168 (76.2)	006297-10

STRAIGHT CHOPPING BIT WITH ROD BOX CONNECTION



Description	Lb/Kg	Part No.
1-13/16" (46mm), A Rod Box.....	3 (1.4)	002096
2-3/4" (70mm), A Rod Box	5 (2.3)	002097
2-1/4" (57mm), AW Rod Box	3 (1.4)	006870
2-3/4" (70mm), AW Rod Box	7 (3.2)	007163
3-1/4" (83mm), N Rod Box	8 (3.6)	002099

CROSS CHOPPING BIT

Description	Lb/Kg	Part No.
1-13/16" (46mm), A Rod Box.....	3 (1.4)	002104
1-3/8" (35mm), EW Rod Box	3 (1.4)	006815
2-3/8" (60mm), N Rod Box.....	5 (2.3)	002106

COUPLING AND SUBS

Description	Lb/Kg	Part No.
Coupling: AW Pin To AW Pin	2 (.9)	001617
Sub AW Pin To A Pin.....	2 (.9)	001833
Sub AW Pin To N Pin.....	5 (2.3)	180048-01
Sub AW Pin To EW Pin.....	2 (.9)	001839
Sub AW Pin To NW Pin.....	6 (2.7)	001843
Sub AW Pin To AWML Pin.....	2 (.9)	006282

Key: * Designates weights less than 1 lb (.5kg)

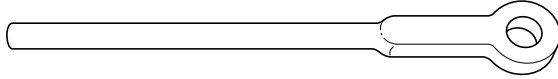
† Consult Factory

HOISTING AND DRIVING TOOLS

6


HOISTING TOOLS

ROD LIFTER



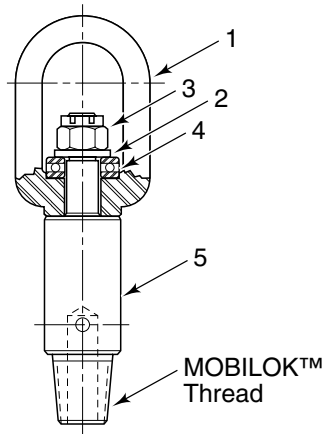
Description	Lb/Kg	Part No.
Closed Eye (EW).....	13 (5.9).....	002640
Closed Eye (AW, AWML).....	13 (5.9).....	002641
Closed Eye (BW).....	14 (6.4).....	002642
Closed Eye (NW & NWML).....	16 (7.3).....	002643
Open Eye (AW & AWML).....	12 (5.4).....	005674
Open Eye (NW & NWML).....	16 (7.3).....	005673
Open Eye (EW).....	11 (5).....	005676

ROD RING



Description	Lb/Kg	Part No.
A Rod.....	7 (3.2).....	002621
AW & AWML Rod.....	7 (3.2).....	002625
B Rod.....	12 (5.4).....	002622
BW Rod.....	10 (4.5).....	002626
E Rod.....	6 (2.7).....	002620
EW Rod.....	12 (5.4).....	002624
N Rod.....	13 (5.9).....	002623
NW & NWML Rod.....	10 (4.5).....	002627

BALL BEARING HOISTING PLUG

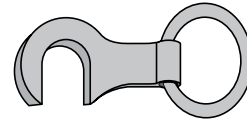


Description	Lb/Kg	Part No.
A Pin.....	12 (5.4).....	64135-06
AW Pin.....	11 (5).....	64135-05
AWML Pin.....	11 (5).....	64135-02
NW Pin.....	16 (7.3).....	64135-03
NWML Pin.....	16 (7.3).....	64135-01

COMPONENT PARTS

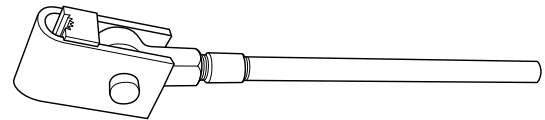
Ref.	Description	Lb/Kg	Part No.
1	Bail.....	†	180233-01
2	Spacer.....	†	210032-08
3	Nut.....	†	3504-0020
4	Bearing.....	†	3535-0001
5	Stem A.....	†	180240
	AW.....	†	180238
	AWJ.....	†	180235
	N.....	†	180237
	NW.....	†	180236
	NWJ.....	†	180234

ROD HOOK



Description	Lb/Kg	Part No.
A Rod.....	7 (3.2).....	002629
AW & AWML Rod.....	7 (3.2).....	002633
B Rod.....	11 (5).....	002630
BW Rod.....	10 (4.5).....	002634
E Rod.....	6 (2.7).....	002628
EW Rod.....	6 (2.7).....	002632
N Rod.....	13 (5.9).....	002631
NW & NWML Rod.....	9 (4.1).....	002635

LOWERING IRON WITH JAW



Description	Lb/Kg	Part No.
AW, AWML.....	24 (10.9).....	002748
BW.....	21 (9.5).....	002749
EW.....	17 (7.7).....	002747
NW, NWML.....	23 (10.4).....	002750

HOISTING HOOK



Description	Lb/Kg	Part No.
3 Ton Hook Gunnebo.....	4.3 (2.0)	3840-0003
Latch Kit	*	218071-03
4 Ton Hook Gunnebo.....	8.4 (3.8)	3840-0004
Latch Kit	*	218071-04
7 Ton Hook Gunnebo.....	15 (6.8)	3840-0005
Latch Kit	*	218071-05



Description	Lb/Kg	Part No.
1 Ton Hook.....	2 (.9)	3061-0002
3 Ton Hook.....	3 (1.4)	3061-0004
Latch Kit	*	3062-0004
4-1/2 Ton Hook.....	6 (2.7)	3061-0005
Latch Kit	*	3062-0005
7 Ton Hook.....	9 (4.1)	3061-0006

Key: * Designates weights less than 1 lb (.5kg)

†Consult Factory