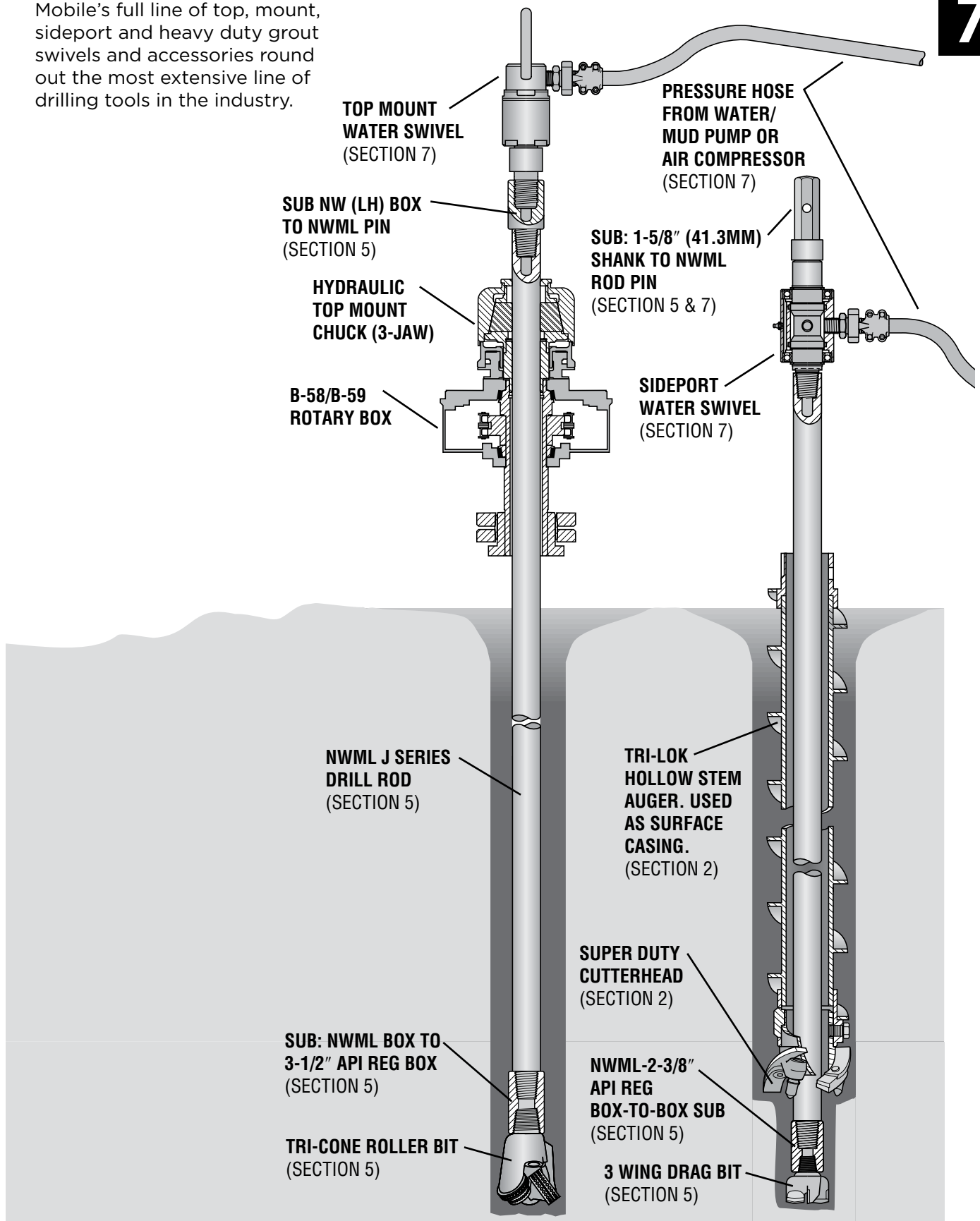


HOSES AND SWIVELS

7

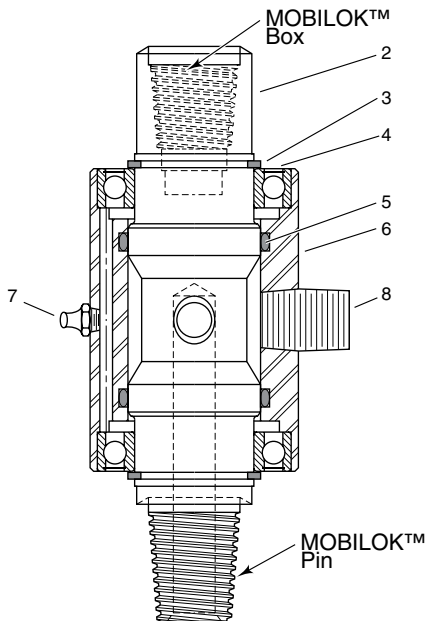
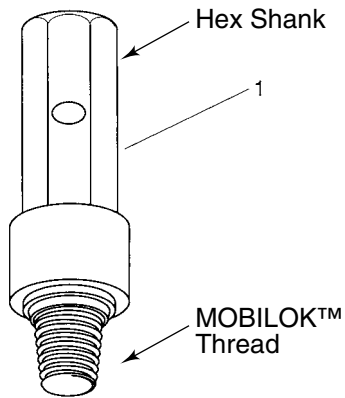
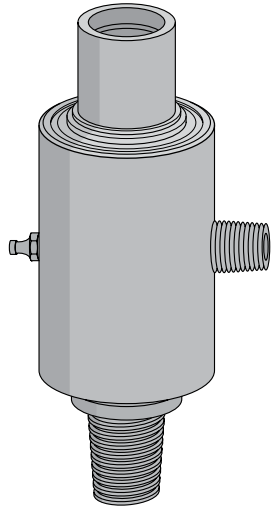
Mobile's full line of top, mount, sideport and heavy duty grout swivels and accessories round out the most extensive line of drilling tools in the industry.



Key: * Designates weights less than 1 lb (.5kg)

†Consult Factory

7-1



SIDEPORT WATER SWIVEL

Sideport swivels are designed to inject fluid into the drill rod string on drill rigs with a solid spindle (where the use of a top mount swivel is not possible) for mud/air rotary applications. They are also useful when working below the spindle on hollow spindle rigs as when washing down through hollow stem augers when it is not desirable or feasible to remove the universal auger coupling. Swivels are run rod box up, rod pin down. Order hex adapter separately.

SIDEPORT WATER SWIVEL ASSEMBLY

Description	Lb/Kg	Part No.
3/4" (19mm) NPT, A Rod.....	10 (4.5)	003408
3/4" (19mm) NPT, AW Rod.....	10 (4.5)	004607
3/4" (19mm) NPT, AWML Rod1.....	10 (4.5)	005466
3/4" (19mm) NPT, EW Rod.....	10 (4.5)	004810
1-1/4" (32mm) NPT, BW Rod.....	17 (7.7)	004862
1-1/4" (32mm) NPT, NW Rod.....	32 (14.5)	004864
1-1/4" (32mm) NPT, NWML Rod1.....	31 (14.1)	005468

¹ MOBILOK™ Drill Rod Connection With Tapered Treads

COMPONENT PARTS: 3/4" (19MM)

Ref.	Description	Lb/Kg	Part No.
1	Adapter 1-1/8" (29mm) Hex Shank To AWML Rod Pin	2 (.9)	180078-01
1	Adapter 1-1/8" (29mm) Hex To Shank EW Rod Pin	1 (1.4)	004872
1	Adapter 1-1/8" (29mm) Hex To NWML Pin	4 (1.8)	180078-02
1	Adapter 1-5/8" (41mm) Hex To Shank A Rod Pin	8 (3.6)	180080-03
1	Adapter 1-5/8" (41mm) Hex To Shank AW Rod Pin	8 (3.6)	180080-02
1	Adapter 1-5/8" (41mm) Hex To Shank AWML Rod Pin	8 (3.6)	180080-01
1	Adapter 1-5/8" (41mm) Hex To Shank EW Rod Pin	8 (3.6)	004879
1	Adapter 1-5/8" (41mm) Hex To NWML Pin	10 (4.5)	180080-05
1	Adapter 2" (51mm) Hex To Shank AW Rod Pin	10 (4.5)	004906
1	Adapter 2" (51mm) Hex To Shank AWML Rod Pin	8 (3.6)	180081-01
1	Adapter 2" (51mm) Hex To Shank EW Rod Pin	10 (4.5)	004904
1	Adapter 2" (51mm) Hex To NWML Pin.....	12 (5.4)	180081-02
2	AW Rod Shaft	5 (2.3)	004966
2	AWML Rod Shaft	5 (2.3)	005467
2	EW Rod Shaft	5 (2.3)	004986
3	Ring, Retaining (2 Req'd)	*	3222-0177
4	Bearing, Ball (2 Req'd)	*	3656-0109
5	O-Ring (2 Req'd)	*	3538-0329
6	Housing	*	003409
7	Fitting, Grease	*	3129-0001
8	Nipple, Pipe	*	3033-0019

Continued on next page

COMPONENT PARTS: 1-1/4" (32MM)

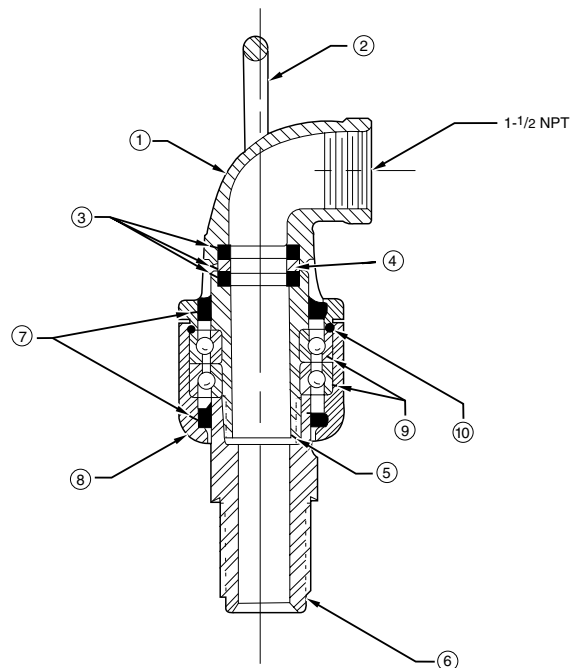
Ref.	Description	Lb/Kg	Part No.
1	1-1/8" (29mm) Hex Shank To BW Rod Pin.....	4 (1.8)	004876
1	1-1/8" (29mm) Hex Shank To NW Rod Pin.....	4 (1.8)	004878
1	1-1/8" (29mm) Hex Shank To NWML Rod Pin.....	4 (1.8)	180078-02
1	1-5/8" (41mm) Hex Shank To BW Rod Pin.....	9 (4.1)	180080-04
1	1-5/8" (41mm) Hex Shank To NW Rod Pin.....	10 (4.5)	004468
1	1-5/8" (41mm) Hex Shank To NWML Rod Pin.....	10 (4.5)	180080-05
1	2" (51mm) Hex Shank To BW Rod Pin.....	11 (5)	004908
1	2" (51mm) Hex Shank To NW Rod Pin.....	12 (5.4)	004910
1	2" (51mm) Hex Shank To NWML Rod Pin.....	12 (5.4)	180081-02
2	BW Rod Shaft.....	7 (3.2)	005454
2	NW Rod Shaft.....	8 (3.6)	005465
2	NWML Rod Shaft.....	8 (3.6)	005469
3	Ring, Retaining.....*		3222-0275
4	Bearing, Ball.....*		005450
5	O-Ring.....*		3538-0336
6	Housing.....*		005452
7	Fitting, Grease.....*		3129-0006
8	Nipple, Pipe.....*		3033-0032

1-1/2" (38 MM) TOP MOUNT WATER SWIVEL

Heavy-duty bail type swivel with a 1-1/2" (38mm) water/mud or air course for use on hollow spindle drill rigs in conjunction with a drill rod chuck when performing water/mud or air rotary operations. Available with either water/mud or air packing. Static hoisting capacity is 5,000 lbs (2,268kg) maximum. Rotating speed is 600 rpm (62.8 rad/s) maximum.

1-1/2" (38MM) TOP MOUNT WATER SWIVEL

Description	Lb/Kg	Part No.
AW Rod Pin.....	22 (10)	002582
AWML Rod Pin.....	16 (7.3)	64042-15
BW Rod Pin.....	22 (10)	002583
NW Rod Pin.....	22 (10)	64042-03
LH Thread, NW Rod Pin LH Thread.....	22 (10)	64042-01
NWML Rod Pin.....	16 (7.3)	64042-13



COMPONENT PARTS

Ref.	Description	Lb/Kg	Part No.
1	Gooseneck.....	6 (2.7)	005570
2	Bail.....	2 (.9)	005572
3	Packing Set: Water (Includes Wear Bushing) ..*		180162-01
4	Bushing, Wear.....*		005576
5	Spindle, Bearing.....	2 (.9)	005578
6	AW Rod Adapter.....	4 (1.8)	005765
6	AWML Rod Adapter.....	4 (1.8)	180359
6	BW Rod Adapter.....	4 (1.8)	005766
6	NW Rod Adapter.....	4 (1.8)	005767
6	NW Rod LH Thread Adapter.....	4 (1.8)	180164
6	NWML Rod Adapter.....	4 (1.8)	180355
7	Seal, Housing (Set of 2).....*		005582
8	Bearing Housing.....	6 (2.7)	005584
9	Bearing (Set of 2).....	3 (1.4)	005586
10	Bearing Retainer.....*		005761

Key: * Designates weights less than 1 lb (.5kg)

† Consult Factory

HOSES AND SWIVELS

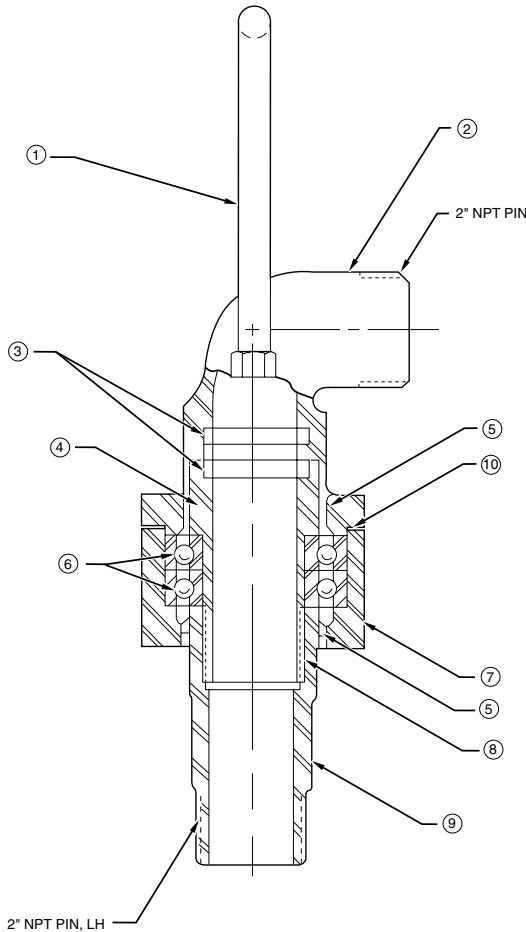
7

2" (51 MM) TOP MOUNT & HIGH SPEED WATER SWIVEL

Heavy-duty bail type swivel with a 2" (51mm) water, mud or air course for use on hollow spindle drill rigs in conjunction with a drill rod chuck when performing water, mud or air rotary operations. Dynamic hoisting capacity is 10,000 lbs (4,536 kg) maximum, rotating speed is 300 rpm (31.4 rad/s) maximum.

SWIVEL ASSEMBLY: WATER/MUD

Description	Lb/Kg	Part No.
LH Thread 2" (51mm) NPT.....	39 (17.7).....	64042-23



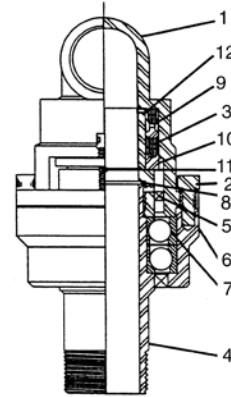
COMPONENT PARTS

Ref. Description	Lb/Kg	Part No.
1 Bail.....	*	180514
2 Gooseneck.....	10 (4.5).....	180513
3 Packing Set w/Wear Ring.....	*	180162-03
3 VITON Packing (For Air).....	*	180162-05
4 Spindle.....	5 (2.3).....	180212
5 Seal, Housing (2 Req'd).....	*	180214
5 Seal, VITON (For Air) (2 Req'd).....	*	180214-01
6 Bearing (2 Req'd).....	1 (.5).....	180216
7 Housing, Bearing.....	15 (6.8).....	180215
8 Seal, Spindle Thread.....	*	180218
9 Connection, Lower 2" NPT LH.....	5 (2.3).....	180213
10 Retaining Wire.....	*	180217

2-1/2" (64 MM) TOP MOUNT WATER SWIVEL

SPECIFICATIONS

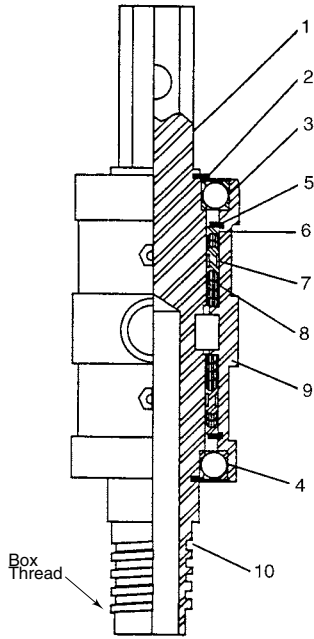
Length.....	13" (330.2mm) without bail
Weight.....	50 lbs. (22.7kg)
Top Connection.....	2-1/2" (63.5mm) NPT Female
Lower Connection.....	2-1/2" (63.5mm) NPT Male
Water Course.....	2-1/4" (57.2mm) Max.
Working Pressure.....	1500 psi



COMPONENT PARTS

Ref. Description	Lb/Kg	Part No.
1 Gooseneck.....	26 (11.8).....	180531-01
2 Stud w/Nuts.....	*	180531-02
3 Packing.....	1 (.5).....	180531-03
4 Spindle Bearing (optional).....	7 (3.2).....	180531-04
5 Housing Seal.....	*	180531-05
6 Bearing Housing.....	10 (4.5).....	180531-06
7 Bearings.....	7.5 (3.4).....	180531-07
8 Thread Seal.....	*	180531-08
9 Lantern Ring.....	*	180531-09
10 Pkg. Adj. Gland.....	2 (.9).....	180531-10
11 Gland Bolt w/Nut.....	*	180531-11
12 Wash Pipe.....	5 (2.3).....	180531-12
Setscrew, Wash Pipe.....	*	180531-13

HEAVY DUTY GROUT SWIVEL



SPECIFICATIONS

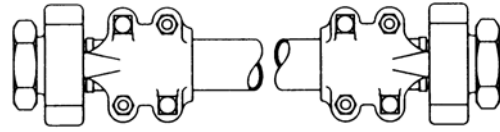
	Part No. 64042-28	Part No. 64042-27
Upper Connection	1-5/8" (41.3mm) Hex	2" (50.8mm) Hex
Hose Connection	2" (50.8mm)	2" (50.8mm)
Lower Connection	2-7/8" (73.0mm) API	2-7/8" (73.0mm) API
Water Course	2" (50.8mm)	2" (50.8mm)
Weight	75 lbs. (34kg)	75 lbs. (34kg)
Length	21" (533.4mm)	21" (533.4mm)

Auger Adapters	Part No.
3-1/4" (82.6mm) TRI-LOK	150736
3-1/4" (82.6mm) Two-Key	150735
4-1/4" (108mm) TRI-LOK	150738
4-1/4" (108mm) Two-Key HD	150737
6-1/4" (158.8mm) Two-Key HD	150739
6-5/8" (168.3mm) TRI-LOK	150740
8-1/4" (209.6mm) TRI-LOK	150741

COMPONENT PARTS

Ref.	Description	Lb/Kg	Part No.
1	Shaft 1-5/8" (41.3mm) Hex	32 (14.5)	180530-01
1a	Retainer, Bearing	*	180530-02
3	Bearing, Upper	3 (1.4)	180530-03
4	Bearing, Lower	3 (1.4)	180530-04
5	Retainer Packing	*	180530-05
6	Seat Ring Packing	*	180530-06
7	Lantern Ring	*	180530-07
8	Packing Set	*	180530-08
8a	Packing Set (low pressure)	*	180530-09
9	Packoff Box	28 (2.7)	180530-10
10	Drive Cap Adapter	8 (3.6)	180530-11

WATER PUMP PRESSURE HOSE



Quality construction insures a high degree of resistance to abrasion and weather. Tightly twisted braided cords provide ample strength for general use on drilling rigs. Furnished with HAMMER-LOK™ type box couplings on each end. Maximum rated working pressure is 750 psi (53 kg/cm²).

PRESSURE HOSE

Description	Lb/Kg	Part No.
1" (25mm) ID X 15'0" (4.6m)	11 (5.0)	64006-15
1" (25mm) ID X 20'0" (6.1m)	20 (9.0)	64006-20
1" (25mm) ID X 25'0" (7.6m)	25 (11.3)	64006-25
1" (25mm) ID X 30'0" (9.1m)	30 (13.6)	64006-30
1-1/4" (32mm) ID X 15'0" (4.6m)	20 (9.0)	64007-15
1-1/4" (32mm) ID X 20'0" (6.1m)	26 (11.8)	64007-20
1-1/4" (32mm) ID X 25'0" (7.6m)	32 (14.5)	64007-25
1-1/4" (32mm) ID X 30'0" (9.1m)	37 (16.8)	64007-30
1-1/2" (38mm) ID X 25'0" (7.6m)	39 (17.7)	64008-25
2" (51mm) ID X 20'0" (6.1m)	38 (17.2)	64009-20
2" (51mm) ID X 25'0" (7.6m)	47 (21.3)	64009-25
2" (51mm) ID X 30'0" (9.1m)	56 (25.4)	64009-30

WATER PUMP PRESSURE HOSE ASSEMBLIES

Quality construction ensures a high degree of resistance to abrasion and weather. Tightly twisted braided cords provide ample strength for general use on drilling rigs. Furnished with KAMLOK™ type couplings on each end. Maximum rated working pressure is 250 psi (17.2 Bar).

Description	Lb/Kg	Part No.
1" (25mm) ID x 6' (1.8m)	†	64176-06
1" (25mm) ID x 8' (2.4m)	†	64176-08
1" (25mm) ID x 10' (3.0m)	†	64176-10
1" (25mm) ID x 15' (4.6m)	†	64176-15
1" (25mm) ID x 20' (6.1m)	†	64176-20
1" (25mm) ID x 25' (7.6m)	†	64176-25
1" (25mm) ID x 30' (9.1m)	†	64176-30
1-1/4" (32mm) ID x 6' (1.8m)	†	64177-06
1-1/4" (32mm) ID x 8' (2.4m)	†	64177-08
1-1/4" (32mm) ID x 10' (3.0m)	†	64177-10
1-1/4" (32mm) ID x 15' (4.6m)	†	64177-15
1-1/4" (32mm) ID x 20' (6.1m)	†	64177-20
1-1/4" (32mm) ID x 25' (7.6m)	†	64177-25
1-1/4" (32mm) ID x 30' (9.1m)	†	64177-30
1-1/2" (38mm) ID x 6' (1.8m)	†	64178-06
1-1/2" (38mm) ID x 8' (2.4m)	†	64178-08
1-1/2" (38mm) ID x 10' (3.0m)	†	64178-10
1-1/2" (38mm) ID x 15' (4.6m)	†	64178-15

Continued on next page

Key: * Designates weights less than 1 lb (.5kg)

† Consult Factory

7-5

HOSES AND SWIVELS

7

Description	Lb/Kg	Part No
1-1/2" (38mm) ID x 20' (6.1m).....	†	64178-20
1-1/2" (38mm) ID x 25' (7.6m).....	†	64178-25
1-1/2" (38mm) ID x 30' (9.1m).....	†	64178-30
2" (51mm) ID x 6' (1.8m).....	†	64173-06
2" (51mm) ID x 8' (2.4m).....	†	64173-08
2" (51mm) ID x 10' (3.0m).....	†	64173-10
2" (51mm) ID x 15' (4.6m).....	†	64173-15
2" (51mm) ID x 20' (6.1m).....	†	64173-20
2" (51mm) ID x 25' (7.6m).....	†	64173-25
2" (51mm) ID x 30' (9.1m).....	†	64173-30

COMPONENT PARTS

Description	Lb/Kg	Part No.
Hose, Pressure 1" (25mm) ID x 6' (1.8m).....	†	3001-0600
Hose, Pressure 1" (25mm) ID x 8' (2.4m).....	†	3001-0800
Hose, Pressure 1" (25mm) ID x 10' (3.0m).....	†	3001-1000
Hose, Pressure 1" (25mm) ID x 15' (4.6m).....	†	3001-1500
Hose, Pressure 1" (25mm) ID x 20' (6.1m).....	†	3001-2000
Hose, Pressure 1" (25mm) ID x 25' (7.6m).....	†	3001-2500
Hose, Pressure 1" (25mm) ID x 30' (9.1m).....	†	3001-3000
Hose, Pressure 1-1/4" (32mm) ID x 6' (1.8m).....	†	3002-0600
Hose, Pressure 1-1/4" (32mm) ID x 8' (2.4m).....	†	3002-0800
Hose, Pressure 1-1/4" (32mm) ID x 10' (3.0m).....	†	3002-1000
Hose, Pressure 1-1/4" (32mm) ID x 15' (4.6m).....	†	3002-1500
Hose, Pressure 1-1/4" (32mm) ID x 20' (6.1m).....	†	3002-2000
Hose, Pressure 1-1/4" (32mm) ID x 25' (7.6m).....	†	3002-2500
Hose, Pressure 1-1/4" (32mm) ID x 30' (9.1m).....	†	3002-3000
Hose, Pressure 1-1/2" (38mm) ID x 6' (1.8m).....	†	3003-0600
Hose, Pressure 1-1/2" (38mm) ID x 8' (2.4m).....	†	3003-0800
Hose, Pressure 1-1/2" (38mm) ID x 10' (3.0m).....	†	3003-1 000
Hose, Pressure 1-1/2" (38mm) ID x 15' (4.6m).....	†	3003-1 500
Hose, Pressure 1-1/2" (38mm) ID x 20' (6.1m).....	†	3003-2000
Hose, Pressure 1-1/2" (38mm) ID x 25' (7.6m).....	†	3003-2500
Hose, Pressure 1-1/2" (38mm) ID x 30' (9.1m).....	†	3003-3000
Hose, Pressure 2" (51mm) ID x 6' (1.8m).....	†	3004-0600
Hose, Pressure 2" (51mm) ID x 8' (2.4m).....	†	3004-0800
Hose, Pressure 2" (51mm) ID x 10' (3.0m).....	†	3004-1 000
Hose, Pressure 2" (51mm) ID x 15' (4.6m).....	†	3004-1 500
Hose, Pressure 2" (51mm) ID x 20' (6.1m).....	†	3004-2000
Hose, Pressure 2" (51mm) ID x 25' (7.6m).....	†	3004-2500
Hose, Pressure 2" (51mm) ID x 30' (9.1m).....	†	3004-3000
Adapter, KAMLOK 1" (25mm) female.....	†	3516-0016
Adapter, KAMLOK 1-1/4" (32mm) female.....	†	3416-0020
Adapter, KAMLOK 1-1/2" (38mm) female.....	†	3516-0024
Adapter, KAMLOK 2" (51mm) female.....	†	3516-0032
Coupler, KAMLOK 1" (25mm).....	†	3515-0016
Coupler, KAMLOK 1-1/4" (32mm).....	†	3515-0020
Coupler, KAMLOK 1-1/2" (38mm).....	†	3515-0024
Coupler, KAMLOK 2" (51mm).....	†	3515-0032
Clamp, Hose (set of 2) - For 1" (25mm) hose.....	†	3012-1625
Clamp, Hose (set of 2) - For 1-1/4" (32mm) hose.....	†	3012-2030
Clamp, Hose (set of 2) - For 1-1/2" (38mm) hose.....	†	3012-2434
Clamp, Hose (set of 2) - For 2" (51mm) hose.....	†	3012-3240
Spud, Male (set of 2) - For 1" (25mm) hose.....	†	3869-0016
Spud, Male (set of 2) - For 1-1/4" (32mm) hose.....	†	3869-2030
Spud, Male (set of 2) - For 1-1/2" (38mm) hose.....	†	3869-0024
Spud, Male (set of 2) - For 2" (51mm) hose.....	†	3869-0032


WATER PUMP SUCTION HOSE

Suction hose will withstand any general field usage common to rotary drill operation and give dependable service under severe working conditions. Hose has a suction rating of 100% full vacuum.



SUCTION HOSE

Description	Lb/Kg	Part No.
1-1/2" (38mm) ID X 15'0" (4.6m).....	20 (9.1)	64000-15
1-1/2" (38mm) ID X, 20'0" (6.1m).....	27 (12.2)	64000-20
1-1/2" (38mm) ID X, 25'0" (7.6m).....	33 (15)	64000-25
2" (51mm) ID X 15'0" (4.6m).....	28 (12.7)	64001-15
2" (51mm) ID X, 20'0" (6.1m).....	37 (16.8)	64001-20
2" (51mm) ID X 25'0" (7.6m).....	46 (20.9)	64001-25
2-1/2" (64mm) ID X 15'0" (4.6m).....	36 (16.3)	64002-15
2-1/2" (64mm) ID X 20'0" (6.1m).....	48 (21.8)	64002-20
2-1/2" (64mm) ID X 25'0" (7.6m).....	60 (27.2)	64002-25
3" (76mm) ID X 15'0" (4.6m).....	48 (21.8)	64003-15
3" (76mm) ID X 20'0" (6.1m).....	64 (29)	64003-20
3" (76mm) ID X 25'0" (7.6m).....	80 (36.3)	64003-25
4" (102mm) ID X 20'0" (6.1m).....	100 (45.3)	64004-20
4" (102mm) ID X 25'0" (7.6m).....	120 (54.3)	64004-25



COMBINATION FOOT VALVE & STRAINER

Description	Lb/Kg	Part No.
1-1/4" (32mm).....	3 (1.4)	3013-0020
1-1/2" (38mm).....	4 (1.8)	3013-0024
2" (51mm).....	6 (2.7)	3013-0032
2-1/2" (64mm).....	10 (4.5)	3013-0040
3" (76mm).....	16 (7.3)	3013-0048
4" (102mm).....	21 (9.5)	3013-0064

CONCRETE/ASPHALT DIAMOND CORE BIT

Thinline "throwaway" bits are effective for recovering pavement cores or for passing through structural concrete to allow continued use of hollow stem augers. They are recommended where there is a possibility of total bit destruction. Because thinline "throwaway" bits are nonreturnable, they should be used until no longer efficient or productive. All sizes require an expansion adapter and require a sub for drill rod connection. Core length of all bits is 12" (305mm). **Sizes are identified by nominal O.D.**



THINLINE THROWAWAY CORE BIT

Description	Lb/Kg	Part No.
2" (51mm).....	3 (1.4)	110135
3" (76mm).....	4 (1.8)	110139
3-1/2" (89mm).....	4 (1.8)	110141
4" (102mm).....	5 (2.3)	110142
4-1/4" (108mm).....	5 (2.3)	110143
4-1/2" (114mm).....	6 (2.7)	110144
5" (127mm).....	6 (2.7)	110145
5-1/2" (140mm).....	7 (3.2)	110147
6" (152mm).....	7 (3.2)	110148
8" (203mm).....	11 (5.0)	110384
10" (254mm).....	15 (6.8)	110387

EXPANSION ADAPTER

Description	Lb/Kg	Part No.
2" (51mm).....	2 (.9)	110156
3" (76mm).....	2 (.9)	110160
3-1/2" (89mm).....	3 (1.4)	110162
4" (102mm).....	5 (2.3)	110163
4-1/4" (108mm).....	5 (2.3)	110164
4-1/2" (114mm).....	6 (2.7)	110165
5" (127mm).....	7 (3.2)	110166
5-1/2" (140mm).....	8 (3.6)	110168
6" (152mm).....	9 (4.1)	110169
8" (203mm).....	13 (5.9)	110395
10" (254mm).....	17 (7.7)	110398

SUBS

Description	Lb/Kg	Part No.
A Box to 1-1/4" (32mm)-7 UNC Pin.....	2 (.9)	003242
AW Box to 1-1/4" (32mm)-7 UNC Pin.....	2 (.9)	006770
AWML Box to 1-1/4" (32mm)-7 UNC Pin.....	2 (.9)	180011-14
EW Box to 1-1/4" (32mm)-7 UNC Pin.....	2 (.9)	006816
NW Box to 1-1/4" (32mm)-7 UNC Pin.....	4 (1.8)	180007-08