

CONTINUOUS FLIGHT AUGERS AND BITS

1

Mobile Standard Construction and HEX-COR® augers have been tested in the field and independently tested in the laboratory and are proven to be equal to or stronger than any other auger in the industry.

All Mobile continuous flight augers are manufactured through the use of an automatic inert gas metal arc welding process to assure consistent high quality and maximum strength.

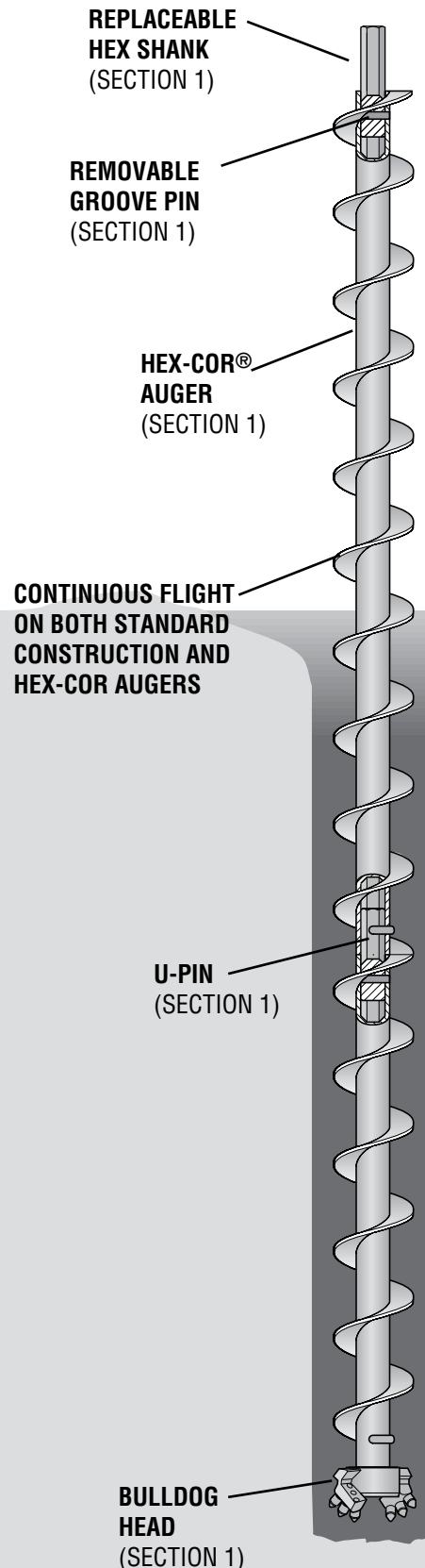
Flights are formed with a slightly tapered concave surface designed to throw cuttings toward the shaft, minimizing clogging and auger drag. Timed flight pitch is set at an optimum angle to produce the best conveyance of material for general auger exploration work and to maintain continuity of the flight spiral from one section to the next.

Uniform bead hardfacing, standard on HEX-COR® augers and optional on Standard Construction, ensures flight edges have sufficient chrome-manganese alloy for non-brittle toughness and greater resistance to abrasion.

Standard Construction augers are manufactured by conventional methods with the exception of the continuous flighting which is welded on both sides to the center shaft by an exclusive manufacturing process. The center shafts of Standard Construction augers are formed of high quality, low carbon steel tubing to provide minimum weight with maximum strength and rigidity.

Innovative HEX-COR® augers have many advantages over Standard Construction augers. In addition to superior strength, they have no shank/socket bulge to impede cutting conveyance and come with full length, flight-edge hardfacing standard. They are completely interchangeable with other augers of common shank and socket size, use all auger heads of matching shank design, and are easily repaired in the field.

The flighting and the center shaft, made of the highest quality steels, are welded into one unit utilizing inert gas metal arc welding. The center shaft tube of HEX-COR® augers is hex-pierced to the hex shank size throughout its length so that shanks simply slip into the center shaft. This design allows for fast replacement of worn or broken shanks in the field.



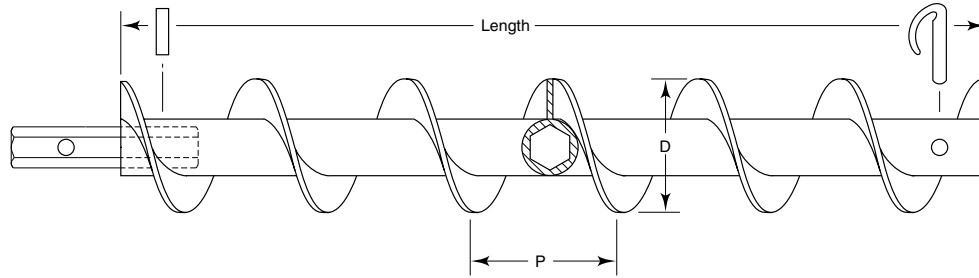
1-1

CONTINUOUS FLIGHT AUGERS AND BITS

1

HEX-COR™ AUGERS

Don't replace the entire auger, just the 'shank' – HEX-COR™ exclusively from Mobile.



Available in hole sizes 2-1/2" (64mm) through 12" (305mm) Hex sized 13/16", 1-1/8", 1-5/8", 2" (20.6mm, 29mm, 41mm and 51mm)

- Field Replacement Shank
- Internal Hex Tubing
- Hardfaced Flight Edges
- U-Pin Furnished with Each Section

HOLE SIZE		"D" DIAMETER		"P" PITCH		HEX CONN.		STOCK LENGTH		WEIGHT		FLIGHT	PART NUMBER	SERIES
in	mm	in	mm	in	mm	in	mm	ft	m	lb	kg			
2-1/2"	64	2-3/8	.60	2	51	13/16	21	2.5	.91	12	5.4	5/16"	001165	1125
2-1/2"	64	2-3/8	.60	2	51	13/16	21	4	1.22	15	0	5/16"	001167-01	
2-1/2"	64	2-3/8	.60	2	51	13/16	21	5	1.5	18	8.2	5/16"	001167	
3	76	2-5/8	.67	2	51	13/16	21	3	.91	14	6.4	5/16"	001168	
3	76	2-5/8	.67	2	51	13/16	21	5	1.5	22	10	5/16"	001170	
3-1/2	89	3-1/4	.83	3-1/3	85	13/16"	21	3	.91			5/16"	001169	
2-3/4"	0	0	0	0	0	1-1/8"	29	5	1.5	0	0	5/16"	01178	1500
3-1/2"	89	3-1/4	.83	3-1/3	85	1-1/8"	29	2	.76			5/16"	001173-03	
3-1/2"	89	3-1/4	.83	3-1/3	85	1-1/8"	29	2.5	1.22			5/16"	001173-02	
3-1/2"	89	3-1/4	.83	3-1/3	85	1-1/8"	29	3	.91	18	8.2	5/16"	001171	
3-1/2"	89	3-1/4	.83	3-1/3	85	1-1/8"	29	4	1.22			5/16"	001197	
3-1/2"	89	3-1/4	.83	3-1/3	85	1-1/8"	29	5	1.5	30	13.6	5/16"	001173	
3-1/2"	89	3-1/4	.83	3-1/3	85	1-1/8"	29	5	1.5			1/2"	001173-01	
3-1/2"	89	3-1/4	.83	3-1/3	85	1-1/8"	29	7	2.13			5/16"	004813	
3-1/2"	89	3-1/4	.83	3-1/3	85	1-1/8"	29	7	2.13			5/16"	007272	
3-1/2"	89	3-1/4	.83	3-1/3	85	1-1/8"	29	10	3	61	27.7	5/16"	004811	
4-1/2"	114	4	102	3-1/3	85	1-1/8"	29	2	.61			5/16"	001198	
4-1/2"	114	4	102	3-1/3	85	1-1/8"	29	2.5	.76			5/16"	001174-01	
4-1/2"	114	4	102	3-1/3	85	1-1/8"	29	3	.91	22	10	5/16"	001174	
4-1/2"	114	4	102	3-1/3	85	1-1/8"	29	3	.91			5/16"	001174-03	
4-1/2"	114	4	102	3-1/3	85	1-1/8"	29	5	1.5	34	15.4	5/16"	001176	
4-1/2"	114	4	102	3-1/3	85	1-1/8"	29	10	3	70	31.8	5/16"	004812	
5"	127	4-1/2	114	4	102	1-1/8"	29	3	.91	27	12.2	5/16"	001177	
5"	127	4-1/2	114	4	102	1-1/8"	29	5	1.5	36	16.3	5/16"	001179	
6"	152	5-1/2	140	5	85	1-1/8"	29	3	.91	26	11.8	5/16"	001180	
6"	152	5-1/2	140	5	127	1-1/8"	29	4	1.22			5/16"	001181	
6"	152	5-1/2	140	5	127	1-1/8"	29	5	1.5	40	18.1	5/16"	001182	
7"	178	6	178	5	127	1-1/8"	29	5	1.5			5/16"	001187	

Special sizes available upon request - based on minimum order quantities.

1-2

Key: * Designates weights less than 1 lb (.5kg)

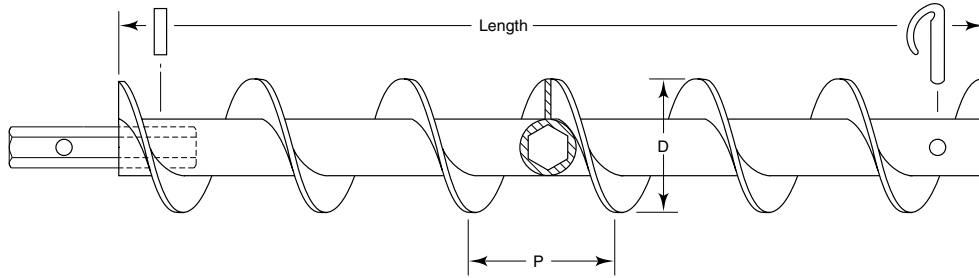
† Consult Factory

CONTINUOUS FLIGHT AUGERS AND BITS

1

HEX-COR™ AUGERS

Don't replace the entire auger, just the 'shank' – HEX-COR™ exclusively from Mobile.



Available in hole sizes 2-1/2" (64mm) through 12" (305mm) Hex sized 13/16", 1-1/8", 1-5/8", 2" (20.6mm, 29mm, 41mm and 51mm)

- Field Replacement Shank
- Internal Hex Tubing
- Hardfaced Flight Edges
- U-Pin Furnished with Each Section

HOLE SIZE		"D" DIAMETER		"P" PITCH		HEX CONN.		STOCK LENGTH		WEIGHT		FLIGHT	PART NUMBER	SERIES
in	mm	in	mm	in	mm	in	mm	ft	m	lb	kg			
4-1/2"	114	4	102	3-1/3	85	1-5/8"	41	2	.61			5/16"	1950334	2000
4-1/2"	114	4	102	3-1/3	85	1-5/8"	41	2.5	.76			5/16"	001183	
4-1/2"	114	4	102	3-1/3	85	1-5/8"	41	3	.91			5/16"	007208	
4-1/2"	114	4	102	3-1/3	85	1-5/8"	41	3	.91			5/16"	007208-01	
4-1/2"	114	4	102	3-1/3	85	1-5/8"	41	4	1.22			5/16"	001184	
4-1/2"	114	4	102	3-1/3	85	1-5/8"	41	5	1.5	54	24.5	5/16"	001185	
4-1/2"	114	4	102	3-1/3	85	1-5/8"	41	10	3	104	47.2	5/16"	001186	
5"	127	4-1/2	114	4	85	1-5/8"	41	5	1.5	54	24.5	5/16"	001189	
5"	127	4-1/2	114	4	85	1-5/8"	41	5	1.5			5/16"	001189-01	
6"	152	5-1/2	140	5	85	1-5/8"	41	3	.91			5/16"	007158	
6"	152	5-1/2	140	5	85	1-5/8"	41	2	.61			5/16"	001191-02	
6"	152	5-1/2	140	5	85	1-5/8"	41	3	.91			5/16"	007158-01	
6"	152	5-1/2	140	5	85	1-5/8"	41	4	1.22			5/16"	001199	
6"	152	5-1/2	140	5	85	1-5/8"	41	5	1.5	58	26.3	5/16"	001191	
6"	152	5-1/2	140	5	85	1-5/8"	41	5	1.5			3/8"	001191-38	
6"	152	5-1/2	140	5	85	1-5/8"	41	9.8	3			5/16"	150259-07	
6"	152	5-1/2	140	5	85	1-5/8"	41	10	3			5/16"	001192	
7"	178	6	152	5	85	1-5/8"	41	5	1.5	64	29	5/16"	001193	
8"	203	7	178	7	178	1-5/8"	41	3	.91			5/16"	150259-04	
8"	203	7	178	7	178	1-5/8"	41	4	1.22			5/16"	150259-05	
8"	203	7	178	7	178	1-5/8"	41	5	1.5	72	32.7	5/16"	001195	
8"	203	7	178	7	178	1-5/8"	41	10	3	139	63	5/16"	001196	
10"	203	8.5	225	7	178	1-5/8"	41	4	1.22			5/16"	007240-04	
10"	203	8.5	225	7	178	1-5/8"	41	5	1.5			5/16"	007240	
12"	305	10	254	8	203	1-5/8"	41	4	1.22			5/16"	007241-01	
12"	305	10	254	8	203	1-5/8"	41	5	1.5			5/16"	007241	

Special sizes available upon request - based on minimum order quantities.

Key: * Designates weights less than 1 lb (.5kg)

† Consult Factory

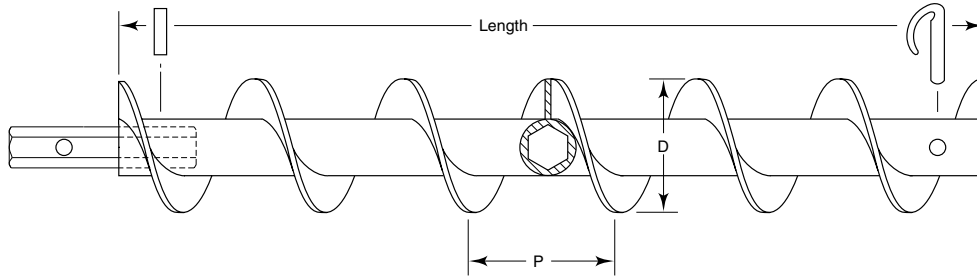
1-3

CONTINUOUS FLIGHT AUGERS AND BITS

1

HEX-COR™ AUGERS

Don't replace the entire auger, just the 'shank' –
HEX-COR™ exclusively from Mobile.



Available in hole sizes 2-1/2" (64mm) through 12" (305mm) Hex sized 13/16", 1-1/8", 1-5/8", 2" (20.6mm, 29mm, 41mm and 51mm)

- Field Replacement Shank
- Internal Hex Tubing
- Hardfaced Flight Edges
- U-Pin Furnished with Each Section

HOLE SIZE		"D" DIAMETER		"P" PITCH		HEX CONN.		STOCK LENGTH		WEIGHT		FLIGHT	PART NUMBER	SERIES
in	mm	in	mm	in	mm	in	mm	ft	m	lb	kg			
6"	152	6	152	5	85	2"	51	5	1.5			5/16"	338582	3000
6"	152	6	152	5	85	2"	51	5	1.5			1/2"	338582-02	
6"	152	6	152	5	85	2"	51	10	3			1/2"	338582-01	
6"	152	6	152	5	85	2"	51	10	3			1/2"	338582-10	
6"	152	6	152	5	85	2"	51	10	1.5			5/16"	338582-100	
8"	203	7	178	7	178	2"	51	5	1.5			5/16"	338583	
10"	203	8.5	225	8	203	2"	51	5	1.5			5/16"	338584	
10"	203	8.5	225	8	203	2"	51	5	1.5			5/16"	338581	
12"	305	10	254	8	203	2"	51	5	1.5			5/16"	338585	
14"	356	12	305	9	229	2"	51	5	1.5			5/16"	338586	
14"	356	12	305	9	229	2"	51	10	3			5/16"	338586-10	

Special sizes available upon request - based on minimum order quantities.

1-4

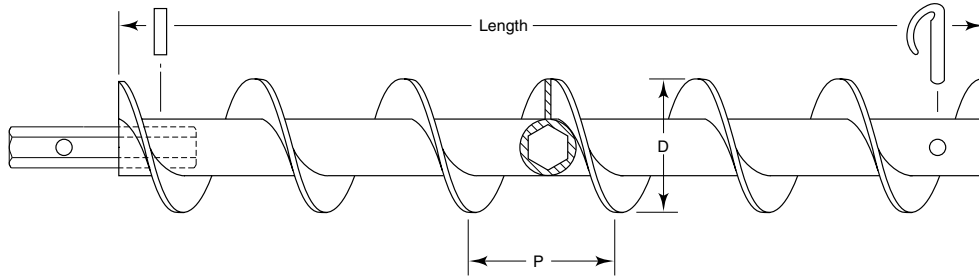
Key: * Designates weights less than 1 lb (.5kg)

† Consult Factory

CONTINUOUS FLIGHT AUGERS AND BITS

1

HEX-COR™ AUGERS - METER LENGTHS - FOR INTERNATIONAL REQUIREMENTS



Available in hole sizes 2-1/2" (64mm) through 12" (305mm) Hex sized 13/16", 1-1/8", 1-5/8", 2" (20.6mm, 29mm, 41mm and 51mm)

- Field Replacement Shank
- Internal Hex Tubing
- Hardfaced Flight Edges
- U-Pin Furnished with Each Section

HOLE SIZE		"D" DIAMETER		"P" PITCH		HEX CONN.		STOCK LENGTH		WEIGHT		FLIGHT	PART NUMBER	SERIES
in	mm	in	mm	in	mm	in	mm	ft	m	lb	kg			
3-1/2"	89	3-1/4	.83	3-1/3	85	1-1/8"	29		1				007214	METER L.
4-1/2"	114	4	102	3-1/3	85	1-1/8"	29		1				007215	
3-1/2"	89	3-1/4	.83	3-1/3	85	1-1/8"	29		2				007273	
8"	203	7	178	7	178	1-5/8"	41		1				007216	
7'	178	6	152	5	85	1-5/8"	41		1				007224	
8"	203	7	178	7	178	1-5/8"	41		0.75				325143	
7"	178	6	152	5	85	1-5/8"	41	10	3				150744-06	
12"	305	10	254	8	203	1-5/8"	41		1				150744-11	

Special sizes available upon request - based on minimum order quantities.

COMPONENT PARTS

Ref	Description	Lb/Kg	Part No.
1	U-Pin (1125 Series), 13/16" (21mm) Hex.....		001305
1	U-Pin (1500 Series), 1-1/8" (29mm) Hex.....		001306
1	U-Pin (2000 Series), 1-5/8" (41mm) Hex.....		001307
1	U-Pin (3000 Series), 1-5/8" (41mm) Hex.....		001308
2	Groove Pin, 13/16" (21mm) Hex.....		150279
2	Groove Pin, 1-1/8" (29mm) Hex.....		150280
2	Groove Pin, 1-5/8" (41mm) Hex.....	1 (.5)	150281
2	Groove Pin, 2" (51mm) Hex.....		150792
3	Repair Shank, 13/16" (21mm) Hex.....	1 (.5)	003997
3	Repair Shank, 1-1/8" (29mm) Hex.....	2 (.9)	003996
3	Repair Shank, 1-5/8" (41mm) Hex.....	5 (2.3)	003995
3	Repair Shank, 2" (51mm) Hex.....		003998



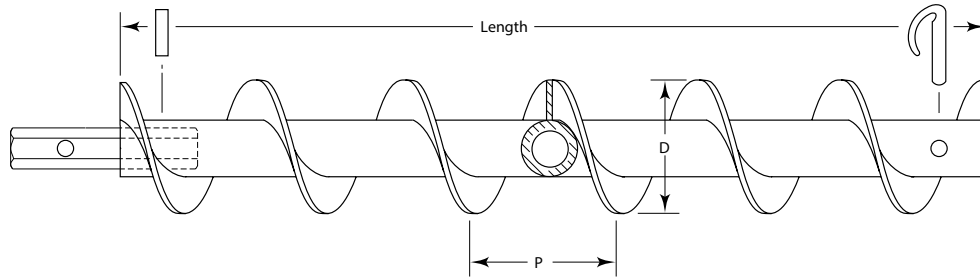
Key: * Designates weights less than 1 lb (.5kg)

† Consult Factory

1-5

CONTINUOUS FLIGHT AUGERS AND BITS

1 STANDARD DUTY AUGERS

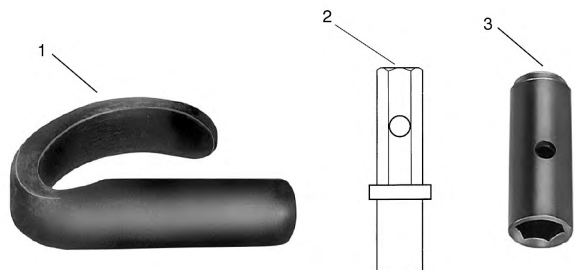


The hex shank and socket connector are welded to the auger and a U-Pin connector is supplied with each auger section. **Hardfacing of flight edges is available at an additional cost; please contact factory.** Larger diameters up to 24" (610mm) are available on request, based on minimum order quantities. Special lengths are available in 10" (254mm) and 12" (305mm) diameters only. For other special lengths, see **HEX-COR™** augers, Section 1. **Sizes are identified by the hole size, not actual flight diameter.**

HOLE SIZE		"D" DIAMETER		"P" PITCH		HEX CONN.		STOCK LENGTH		WEIGHT		FLIGHT	PART NUMBER	SERIES
in	mm	in	mm	in	mm	in	mm	ft	m	lb	kg			
4-1/2"	114	4	102	3-1/3	85	1-5/8"	41	2	.610	16		5/16"	004360-02	1-5/8" Hex SERIES 2000 Inertia Welded HexSocket (Mobile)
4-1/2"	114	4	102	3-1/3	85	1-5/8"	41	5	1.5	42		5/16"	004360	
4-1/2"	114	4	102	3-1/3	85	1-5/8"	41	10	3	86	19.1	5/16"	004361	
4-1/2"	114	4	102	3-1/3	85	1-5/8"	41	20	6			5/16"	150254-02	
5"	127	4-1/2	114	4	102	1-5/8"	41	5	1.5	44	20	5/16"		
6"	152	5-1/2	140	5	127	1-5/8"	41	3				5/16"	007160	
6"	152	5-1/2	140	5	127	1-5/8"	41	4				5/16"	004366-04	
6"	152	5-1/2	140	5	127	1-5/8"	41	5	1.5	48	21.8	5/16"	004366	
6"	152	5-1/2	140	5	127	1-5/8"	41	10	3			5/16"	004367	
7"	178	6	152	5	127	1-5/8"	41	5	1.5	54	24.5	5/16"	004368	
8"	203	7	178	7	178	1-5/8"	41	3				5/16"	150254-03	
8"	203	7	178	7	178	1-5/8"	41	3				5/16"	004998	
8"	203	7	178	7	178	1-5/8"	41	5	1.5	60	27.2	5/16"	004370	
8"	203	7	178	7	178	1-5/8"	41	10	3	120	54.4	5/16"		
10"	203	8.5	225	8	203	1-5/8"	41	5	1.5	90	40.8	5/16"	004374	
10"	203	8.5	225	8	203	1-5/8"	41	10	3	127	57.6	5/16"	004375	
12"	305	10	254	9	229	1-5/8"	41	5	1.5	102	46.3	5/16"	004376	
12"	305	10	254	9	229	1-5/8"	41	10	3	135	61.2	5/16"	004377	
14"	356	12	305	9	229	1-5/8"	41	3				5/16"	150256-05	
16"						1-5/8"	41	3					150436	

COMPONENT PARTS

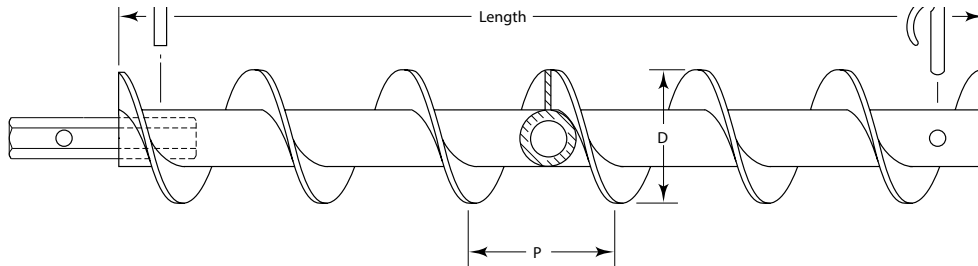
Ref	Description	Lb/Kg	Part No.
1	U-Pin (2000 Series) 1-5/8" (41mm) Hex..... *		001307
1	U-Pin 3-1/2" (89mm) 2625 & 2875 Series..... *		001308
1	U-Pin 4-1/2" (114mm) 2875 Series..... *		004620
2	Repair Shank 13/16" (21mm) Hex..... *		001336
2	Repair Shank 1-1/8" (29mm) Hex..... *		001337
2	Repair Shank 1-5/8" (41mm) Hex..... 7 (3.2).....		150113
2	Repair Shank 2" (51mm) Hex..... 12 (5.4).....		003479
3	Repair Socket 13/16" (21mm) Hex..... 2 (.9).....		001340
3	Repair Socket 1-1/8" (29mm) Hex..... *		001341
3	Repair Socket 1-5/8" (41mm) Hex..... 4 (1.8).....		150324
3	Repair Socket 2" (51mm) Hex..... 6 (2.7).....		003478



CONTINUOUS FLIGHT AUGERS AND BITS

STANDARD DUTY AUGERS

1



The hex shank and socket connector are welded to the auger and a U-Pin connector is supplied with each auger section. **Hardfacing of flight edges is available at an additional cost; please contact factory.** Larger diameters up to 24" (610mm) are available on request, based on minimum order quantities. Special lengths are available in 10" (254mm) and 12" (305mm) diameters only. For other special lengths, see **HEX-COR™** augers, Section 1. **Sizes are identified by the hole size, not actual flight diameter.**

HOLE SIZE		"D" DIAMETER		"P" PITCH		HEX CONN.		STOCK LENGTH		WEIGHT		FLIGHT	PART NUMBER	SERIES
in	mm	in	mm	in	mm	in	mm	ft	m	lb	kg			
4-1/2"	114	4	102	3-1/3	85	1-5/8"	41	1	0.305	8	3.6	1/4"	SC045-1-1625	1-5/8" Hex Series 2000 Forged Hex Socket (USX)
4-1/2"	114	4	102	3-1/3	85	1-5/8"	41	2	0.61	16	7.3	1/4"	SC045-2-1625	
4-1/2"	114	4	102	3-1/3	85	1-5/8"	41	3	0.9	24	10.9	1/4"	SC045-3-1625	
4-1/2"	114	4	102	3-1/3	85	1-5/8"	41	4	1.2	32	14.5	1/4"	SC045-4-1625	
4-1/2"	114	4	102	3-1/3	85	1-5/8"	41	5	1.5	42	19.1	1/4"	SC045-5-1625	
4-1/2"	114	4	102	3-1/3	85	1-5/8"	41	10	3	86	19.1	1/4"	SC045-10-1625	
5"	127	4-1/2	114	4	102	1-5/8"	41	5	3	44	20	1/4"	SC050-5-1625	
6"	152	5-1/2	140	5	127	1-5/8"	41	3	.9	40	18.1	5/16"	SC060-3-1625-HD	
6"	152	5-1/2	140	5	127	No Shank Box x Box		4'9"	1.44	48	21.8	1/4"	SC060-57-1625	
6"	152	5-1/2	140	5	127	No Shank Box x Box		5	1.5	48	21.8	1/4"	SC060-60-1625	
6"	152	5-1/2	140	5	127	1-5/8"	41	5	1.5	48	21.8	1/4"	SC060-5-1625	
6"	152	5-1/2	140	5	127	No Shank Box x Box		6	1.8	60	27	1/4"	SC060-72-1625	
6"	152	5-1/2	140	5	127	No Shank Box x Box		9'4"	2.85	110	50	1/4"	SC060-112-1625	
6"	152	5-1/2	140	5	127	1-5/8"	41	10	3	95	43	1/4"	SC060-10-1625	
6"	152	5-1/2	140	5	127	1-5/8"	41	15	4.5	140	63.5	1/4"	SC060-15-1625	
6"	152	5-1/2	140	5	127	1-5/8"	41	5	1.5	65	29.5	5/16"	SC060-5-1625-HD	
6-1/2"						1-5/8"	41	9'4"	285	68	30.8	1/4"	SC065-112-1625	
7"	178	6	152	5	127	1-5/8"	41	5	1.5			1/4"	SC070-5-1625	
8"	203	7	178	7	178	1-5/8"	41	4	1.2	48	21.8	1/4"	SC080-4-1625	
8"	203	7	178	7	178	1-5/8"	41	5	1.5	60	27.2	1/4"	SC080-5-1625	
8"	203	7	178	7	178	1-5/8"	41	5	1.5	73	33.1	1/4"	SC080-5-1625-HD	
8"	203	7	178	7	178	2"	51	10	3	120	54.4	1/4"	SC080-10-1625	
10"	203	8.5	225	8	203	2"	51	5	1.5	90	40.8	1/4"	SC100-5-1625	
12"	305	10	254	9	229	1-5/8"	41	5	1.5	102	463	1/4"	SC120-5-1625	
12"	305	10	254	9	229	1-5/8"	41	5	1.5			3/8"	SC120-5-1625-XHD	

Key: * Designates weights less than 1 lb (.5kg)

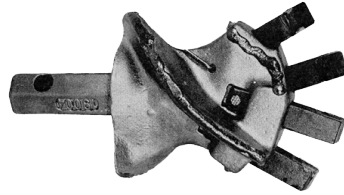
† Consult Factory

1-7

CONTINUOUS FLIGHT AUGERS AND BITS

1

FINGER BIT TYPE MULTI-PURPOSE



A tough, multi-purpose auger head for full range drilling. Uses replaceable carbide insert bits. Bits are held in place with a nail. Suitable for work in light to moderate soil formations such as silt, sand, fine gravel and shale. Not recommended for gravel formations where impact could damage carbide.

Cutterhead sizes are identified by hole size not actual diameter of auger.

HOLE SIZE		HEX CONNECTOR		WEIGHT		NO. BITS PER HEAD	PART NUMBER.
in	mm	in	mm	lb	kg		
3-1/8"	79	1-1/8"	29	9	4.1	2	61051-91
4-1/2"	114	1-1/8"	29	11	5.0	4	61061-92
4-1/2"	114	1-5/8"	41	17	7.7	4	61051-93
5"	127	1-1/8"	29	11	5.0	4	61051-94
5"	127	1-5/8"	41	12	5.4	4	61051-95
6"	152	1-1/8"	29	19	8.6	6	61051-96
6"	152	1-5/8"	41	21.5	9.8	6	61051-97
6-3/4	171	1-5/8"	41	21	9.5	6	61051-98

COMPONENT PARTS

Ref	Description	Lb/Kg	Part No.
1	Claw Tooth Bit	*	61051-11
2	Standard Tooth Bit.....	*	61051-10

1. Claw Tooth 

2. STD Tooth 

CONTINUOUS FLIGHT AUGERS AND BITS

1

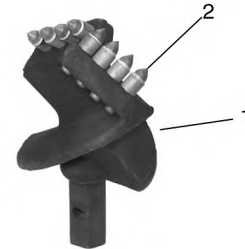
BULLDOG HEAD



A tough, multi-purpose auger head for full range drilling. Uses replaceable cone-shaped carbide inserts depending upon the formation requirements. Bits are designed to revolve during the cutting action for a more uniform wear pattern and longer service life. Recommended for abrasive conditions and difficult hard formations.

Note: Bits are furnished with lock rings installed. Drill head O.D. is approximately 10% larger than corresponding auger flight O.D. Sizes are identified by the hole size, not actual flight diameter.

USED WITH	HEX CONN.		WEIGHT		NO. BITS PER HEAD	PART NO.
	in	mm	lb	kg		
4-1/2" (114mm) hole size flight auger	1-1/8	29	9	4.0	6	61017-04
4-1/2" (114 mm) hole size flight auger	1-5/8	41	10	4.5	6	61017-14
6" (152 mm) hole size flight auger	1-1/8	29	13.5	6.1	8	61017-06
6" (152 mm) hole size flight auger	1-5/8	41	16	7.3	8	61017-16
6" (152 mm) hole size flight auger	2	51	20.0	9.1	8	61017-25



COMPONENT PARTS

Ref	Description	Lb/Kg	Part No.
1	HF Cutterhead Body: 4-1/2" (114mm), 1-1/8" (29mm) Hex	8 (3.6)	150230-01
1	HF Cutterhead Body: 4-1/2" (114mm), 1-5/8" (41mm) Hex	9 (4.1)	150231-01
1	HF Cutterhead Body: 6" (152mm), 1-5/8" (41mm) Hex	16 (7.3)	150228-01
1	HF Cutterhead Body: 6" (152mm), 2" (51mm) Hex	18 (8.2)	150229-01
2	BULLDOG Bit, Carbide Insert	*	150233

MINING BIT



Bit prongs with brazed-on tungsten carbide inserts are set to "bite" for maximum penetration and minimum machine load. Recommended for medium hard nonuniform formation. Especially good for small bore horizontal or vertical holes.

HOLE SIZE		HEX CONNECTOR		WEIGHT		ASSEMBLY PART NO.
in	mm	in	mm	lb	kg	
2	51	13/16	21	1	.45	004981
2-1/2	64	13/16	21	1	.45	004982
3	76	13/16	21	1	.45	001445
3	76	1-1/8	29	1	.45	200024
3-1/2	89	1-1/8	29	2	.91	004304

Key: * Designates weights less than 1 lb (.5kg)

† Consult Factory

1-9

CONTINUOUS FLIGHT AUGERS AND BITS

1

MOBILE D-P ROCK HEAD



The Mobile D-P cutterhead is constructed of high tensile steel and has milled surfaces to ensure accurate bit alignment. Each shank is keyed and welded securely to the head. Tough, carbide insert bits are induction brazed for smoother, faster cutting and up to 70% longer life in the hardest formations. D-P Rock heads are recommended for use in soft shales, soft limestone and other low compressive strength rocks. Assembly part number includes full set of bits and bit punch. **Sizes are identified by the hole size, not actual flight diameter.**

ACCESSORIES

Description	Lb/Kg	Part No.
1. D-P Bit Punch..... *		004626
2. D-P Std Bit 1/2" Carbide.....		004627
3. D-P HD Carbide 5/8".....		004627-01
4. D-P Conical.....		004627-02
5. D-P Claw Carbide.....		004627-03

HOLE SIZE		HEX CONNECTOR		WEIGHT		ASSEMBLY PART NO.	NUMBER OF BITS REQUIRED	BIT PART NO.
in	mm	in	mm	lb	kg			
4-1/2"		1-1/8"	29	7	3.2	001481-10	5	004627
4-1/2"		1-5/8"	41	8	3.6	001482-10	5	
6"		1-1/8"	29	14	6.4	001483-10	7	
6"		1-5/8"	41	14	6.4	001484-10	7	
6"		2"	51	17	7.7	004623	7	
8"		1-5/8"	41	26	11.8	001486-10	11	
8"		2"	51	27	12.3	004625	11	
9"		1-5/8"	41			150746		
9"		2"	51			150747		
10"		1-5/8"	41			001490-10		
10"		2"	51			004624-10		
12"		1-5/8"	41			001491-10		
12"		2"	51			004625-01		
14"		1-5/8"	41			004625-04		
14"		2"	51			004625-02		
Conical								
6"		2"	51			004623		
8"		1-5/8"	41			004625		
12"		2"	51			004625-01		

Assembly part number includes full set of bits.




1.

2.



3.



4.



5.



CONTINUOUS FLIGHT AUGERS AND BITS

1

TWO-PIECE FISHTAIL HEAD WITH CAST STEEL BLADES



Especially designed cast steel bit eliminates “dead-spot” at hole center and bores clean, straight holes through semi-consolidated clay, loam, sand, gravel and similar formations. Cutterhead part number includes bit and shank complete. Bolt and nut included in assembly. **Sizes are identified by the hole size, not actual flight diameter.**

COMPLETE HEAD WITH BIT							BIT ONLY				SHANK ONLY			
HOLE SIZE		HEX CONN.		WEIGHT		PART NO.	WEIGHT		PART NO.	WEIGHT		PART NO.		
in	mm	in	mm	lb	kg		lb	kg		lb	kg			
2	51	13/16	21	1.5	.68	004563	*	*	004575	*	.37	004586		
2	51	1-1/8	29	1.5	.68	004564	*	*	004575	.8	.68	004587		
2-1/2	64	13/16	21	2	.9	001435	*	*	004576	.8	.37	004586		
2-1/2	64	1-1/8	29	2.3	1	004565	*	*	004576	1.5	.68	004587		
3	76	13/16	21	2	.9	001436	1	.45	004577	.8	.37	004586		
3	76	1-1/8	29	3	1.4	004566	1	.45	004577	1.5	.68	004587		
3-1/2	89	1-1/8	29	3	1.4	001437	2	.9	004578	1.5	.68	004588		
4-1/2	114	1-1/8	29	5	2.3	001438	3	1.4	004579	1.5	.68	004588		
4-1/2	114	1-5/8	41	6	2.7	004567	3	1.4	004579	3	1.4	004589		
5	127	1-1/8	29	5	2.3	001439	3	1.4	004580	1.5	.68	004590		
5	127	1-5/8	41	7	3.2	004568	3	1.4	004580	3	1.4	004591		
6	152	1-1/8	29	5	2.3	001440	4	1.8	004581	1.5	.68	004590		
6	152	1-5/8	41	8	3.6	004569	4	1.8	004581	3	1.4	004591		
6	152	2	51	11	5	004570	4	1.8	004581	4.5	2	004592		
7	178	1-5/8	41	9	4.1	001441	4.5	2	004582	3	1.4	004591		
8	203	1-5/8	41	9	4.1	001442	5	2.3	004583	3	1.4	004591		
8	203	2	51	12	5.4	004572	5	2.3	004583	4.5	2	004592		
10	254	1-5/8	41	11	5	001444	7	3.2	004585	3	1.4	004591		
10	254	2	51	14	6.4	004574	7	3.2	004585	4.5	2	004592		
12	305	1-5/8	41	*		150750	*	*	150572	*	*	004591		
12	305	2	51	*		150751	*	*	150752	*	*	004592		

Key: * Designates weights less than 1 lb (.5kg)

† Consult Factory

1-11

CONTINUOUS FLIGHT AUGERS AND BITS

1 TWO-PIECE FISHTAIL HEAD WITH CARBIDE TIPS



Carbide insert blade is recommended for stiff clay, soft shale and similar formations. Cutterhead part number includes bit and shank complete. Locking bolt and nut included in assembly. **Sizes are identified by the hole size, not actual flight diameter.**

COMPLETE HEAD WITH BIT							BIT ONLY			SHANK ONLY		
HOLE SIZE		HEX CONN.		WEIGHT		PART NO.	WEIGHT		PART NO.	WEIGHT		PART NO.
in	mm	in	mm	lb	kg		lb	kg		lb	kg	
2-1/2	64	13/16	21	2.3	.9	007122	*	*	007122	.8	.37	004586
2-1/2	64	1-1/8	29	2.5	1	007124	*	*	007123	1.5	.68	004587
3	76	13/16	21	2	.9	007248	1	.45	007147	.8	.37	004586
3	76	1-1/8	29	3	1.4	007149	1	.45	007147	1.5	.68	004587
3-1/2	89	1-1/8	29	3	1.4	007125	2	.9	007126	1.5	.68	004588
4-1/2	114	1-1/8	29	5	2.3	007127	3	1.4	007128	1.5	.68	004588
4-1/2	114	1-5/8	41	6	2.7	007129	3	1.4	007128	3	1.4	004589
5	127	1-1/8	29	5	2.3	007130	3	1.4	007131	1.5	.68	004590
5	127	1-5/8	41	7	3.2	007132	3	1.4	007131	3	1.4	004591
6	152	1-1/8	29	5	2.3	007133	4	1.8	007134	1.5	.68	004590
6	152	1-5/8	41	8	3.6	007135	4	1.8	007134	3	1.4	004591
6	152	2	51	11	5	007136	4	1.8	007134	4.5	2	004592
7	178	1-5/8	41	9	4.1	007137	4.5	2	007138	3	1.4	004591
8	203	1-5/8	41	9	4.1	007139	5	2.3	007140	3	1.4	004591
8	203	2	51	12	5.4	007141	5	2.3	007140	4.5	2	004592
10	254	1-5/8	41	11	5	007142	7	3.2	007143	3	1.4	004591
10	254	2	51	14	6.4	007144	7	3.2	007143	4.5	2	004592
12	305	1-5/8	41	*			*	*		*	*	004591
12	305	2	51	*			*	*		*	*	004592

CONTINUOUS FLIGHT AUGERS AND BITS

TWO-PIECE FISHTAIL HEAD WITH HARD FACED EDGES

1



Especially designed cast steel bit eliminates “dead-spot” at hole center and bores clean, straight holes through semi-consolidated clay, loam, sand, gravel and similar formations. Cutterhead part number includes bit and shank complete. Bolt and nut included in assembly. **Sizes are identified by the hole size, not actual flight diameter.**

COMPLETE HEAD WITH BIT							BIT ONLY			SHANK ONLY		
HOLE SIZE		HEX CONN.		WEIGHT		PART NO.	WEIGHT		PART NO.	WEIGHT		PART NO.
in	mm	in	mm	lb	kg		lb	kg		lb	kg	
2	51	13/16	21	1.5	.68	004563-01	*	*	004575-01	*	.37	004586
2	51	1-1/8	29	1.5	.68	004564-01	*	*	004575-01	.8	.68	004587
2-1/2	64	13/16	21	2	.9	001435-01	*	*	004576-01	.8	.37	004586
2-1/2	64	1-1/8	29	2.3	1	004565-01	*	*	004576-01	1.5	.68	004587
3	76	13/16	21	2	.9	001436-01	1	.45	004577-01	.8	.37	004586
3	76	1-1/8	29	3	1.4	004566-01	1	.45	004577-01	1.5	.68	004587
3-1/2	89	1-1/8	29	3	1.4	001437-01	2	.9	004578-01	1.5	.68	004588
4-1/2	114	1-1/8	29	5	2.3	001438-01	3	1.4	004579-01	1.5	.68	004588
4-1/2	114	1-5/8	41	6	2.7	004567-01	3	1.4	004579-01	3	1.4	004589
5	127	1-1/8	29	5	2.3	001439-01	3	1.4	004580-01	1.5	.68	004590
5	127	1-5/8	41	7	3.2	004568-01	3	1.4	004580-01	3	1.4	004591
6	152	1-1/8	29	5	2.3	001440-01	4	1.8	004581-01	1.5	.68	004590
6	152	1-5/8	41	8	3.6	004569-01	4	1.8	004581-01	3	1.4	004591
6	152	2	51	11	5	004570-01	4	1.8	004581-01	4.5	2	004592
7	178	1-5/8	41	9	4.1	001441-01	4.5	2	004582-01	3	1.4	004591
8	203	1-5/8	41	9	4.1	001442-01	5	2.3	004583-01	3	1.4	004591
8	203	2	51	12	5.4	004572-01	5	2.3	004583-01	4.5	2	004592
10	254	1-5/8	41	11	5	001444-01	7	3.2	004585-01	3	1.4	004591
10	254	2	51	14	6.4	004574-01	7	3.2	004585-01	4.5	2	004592
12	305	1-5/8	41	*		150750-01	*	*	150572-01	*	*	004591
12	305	2	51	*		150751-01	*	*	150752-01	*	*	004592

Key: * Designates weights less than 1 lb (.5kg)

† Consult Factory

CONTINUOUS FLIGHT AUGERS AND BITS

1

TWO-PIECE FISHTAIL HEAD WITH CHUNKY CARBIDE



Especially designed cast steel bit eliminates “dead-spot” at hole center and bores clean, straight holes through semi-consolidated clay, loam, sand, gravel and similar formations. Cutterhead part number includes bit and shank complete. Bolt and nut included in assembly. **Sizes are identified by the hole size, not actual flight diameter.**

COMPLETE HEAD WITH BIT							BIT ONLY			SHANK ONLY		
HOLE SIZE		HEX CONN.		WEIGHT		PART NO.	WEIGHT		PART NO.	WEIGHT		PART NO.
in	mm	in	mm	lb	kg		lb	kg		lb	kg	
2	51	13/16	21	1.5	.68	004563-02	*	*	004575-02	*	.37	004586
2	51	1-1/8	29	1.5	.68	004564-02	*	*	004575-02	.8	.68	004587
2-1/2	64	13/16	21	2	.9	001435-02	*	*	004576-02	.8	.37	004586
2-1/2	64	1-1/8	29	2.3	1	004565-02	*	*	004576-02	1.5	.68	004587
3	76	13/16	21	2	.9	001436-02	1	.45	004577-02	.8	.37	004586
3	76	1-1/8	29	3	1.4	004566-02	1	.45	004577-02	1.5	.68	004587
3-1/2	89	1-1/8	29	3	1.4	001437-02	2	.9	004578-02	1.5	.68	004588
4-1/2	114	1-1/8	29	5	2.3	001438-02	3	1.4	004579-02	1.5	.68	004588
4-1/2	114	1-5/8	41	6	2.7	004567-02	3	1.4	004579-02	3	1.4	004589
5	127	1-1/8	29	5	2.3	001439-02	3	1.4	004580-02	1.5	.68	004590
5	127	1-5/8	41	7	3.2	004568-02	3	1.4	004580-02	3	1.4	004591
6	152	1-1/8	29	5	2.3	001440-02	4	1.8	004581-02	1.5	.68	004590
6	152	1-5/8	41	8	3.6	004569-02	4	1.8	004581-02	3	1.4	004591
6	152	2	51	11	5	004570-02	4	1.8	004581-02	4.5	2	004592
7	178	1-5/8	41	9	4.1	001441-02	4.5	2	004582-02	3	1.4	004591
8	203	1-5/8	41	9	4.1	001442-02	5	2.3	004583-02	3	1.4	004591
8	203	2	51	12	5.4	004572-02	5	2.3	004583-02	4.5	2	004592
10	254	1-5/8	41	11	5	001444-02	7	3.2	004585-02	3	1.4	004591
10	254	2	51	14	6.4	004574-02	7	3.2	004585-02	4.5	2	004592
12	305	1-5/8	41	*		150750-02	*	*	150572-02	*	*	004591
12	305	2	51	*		150751-02	*	*	150752-02	*	*	004592

CONTINUOUS FLIGHT AUGERS AND BITS

1

TWO-PIECE FISHTAIL HEAD WITH CARBIDE EDGES



COMPLETE HEAD WITH BIT							BIT ONLY			SHANK ONLY		
HOLE SIZE		HEX CONN.		WEIGHT		PART NO.	WEIGHT		PART NO.	WEIGHT		PART NO.
in	mm	in	mm	lb	kg		lb	kg		lb	kg	
2	51	13/16	21	1.5	.68	004563-03	*	*	004575-03	*	.37	004586
2	51	1-1/8	29	1.5	.68	004564-03	*	*	004575-03	.8	.68	004587
2-1/2	64	13/16	21	2	.9	001435-03	*	*	004576-03	.8	.37	004586
2-1/2	64	1-1/8	29	2.3	1	004565-03	*	*	004576-03	1.5	.68	004587
3	76	13/16	21	2	.9	001436-03	1	.45	004577-03	.8	.37	004586
3	76	1-1/8	29	3	1.4	004566-03	1	.45	004577-03	1.5	.68	004587
3-1/2	89	1-1/8	29	3	1.4	001437-03	2	.9	004578-03	1.5	.68	004588
4-1/2	114	1-1/8	29	5	2.3	001438-03	3	1.4	004579-03	1.5	.68	004588
4-1/2	114	1-5/8	41	6	2.7	004567-03	3	1.4	004579-03	3	1.4	004589
5	127	1-1/8	29	5	2.3	001439-03	3	1.4	004580-03	1.5	.68	004590
5	127	1-5/8	41	7	3.2	004568-03	3	1.4	004580-03	3	1.4	004591
6	152	1-1/8	29	5	2.3	001440-03	4	1.8	004581-03	1.5	.68	004590
6	152	1-5/8	41	8	3.6	004569-03	4	1.8	004581-03	3	1.4	004591
6	152	2	51	11	5	004570-03	4	1.8	004581-03	4.5	2	004592
7	178	1-5/8	41	9	4.1	001441-03	4.5	2	004582-03	3	1.4	004591
8	203	1-5/8	41	9	4.1	001442-03	5	2.3	004583-03	3	1.4	004591
8	203	2	51	12	5.4	004572-03	5	2.3	004583-03	4.5	2	004592
10	254	1-5/8	41	11	5	001444-03	7	3.2	004585-03	3	1.4	004591
10	254	2	51	14	6.4	004574-03	7	3.2	004585-03	4.5	2	004592
12	305	1-5/8	41	*		150750-03	*	*	150572-03	*	*	004591
12	305	2	51	*		150751-03	*	*	150572-03	*	*	004592

STINGER™ BIT



The STINGER's self-centering one-piece, cast steel construction with a smooth contoured shape permits free flow of material to the auger flight. Interchangeable with the two-piece Fishtail bit, it works well in clay, loam, sand, gravel and similar formations. Designed for use with standard construction and **HEX-COR™** augers and as a pilot bit with large diameter hollow stem augers. **Sizes are identified by the hole size, not actual flight diameter.**

HOLE SIZE		HEX CONN.		WEIGHT		PART NO.	HOLE SIZE		HEX CONN.		WEIGHT		PART NO.
in	mm	in	mm	lb	kg		in	mm	in	mm	lb	kg	
2-1/2	64	13/16	21	2	.9	005502	5	127	1-1/8	29	5	2.3	005509
3	76	13/16	21	2	.9	005504	5	127	1-5/8	41	7	3.2	005510
3	76	1-1/8	29	3	1.4	005505	6	152	1-1/8	29	5	2.3	005511
3-HF	76	1-1/8	29	3	1.4	005505-01	6-HF	152	1-1/8	29	5	2.3	005511-01
4-1/2	114	1-1/8	29	5	2.3	005507	6	152	1-5/8	41	8	3.6	005512
4-1/2-HF	114	1-1/8	29	5	2.3	005507-01	6-HF	152	1-5/8	41	8	3.6	005512-01
4-1/2	114	1-5/8	29	5	2.3	005508	6	152	2	51	11	5	005513
4-1/2-HF	127	1-5/8	41	6	2.7	005508-01							

Key: * Designates weights less than 1 lb (.5kg)

† Consult Factory

1-15

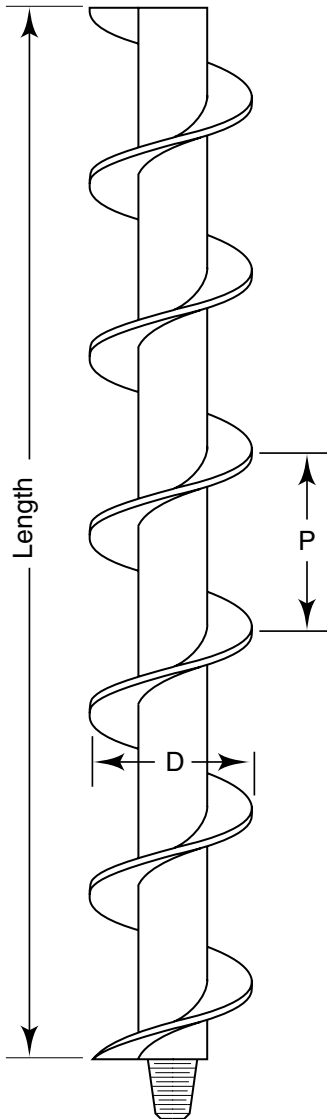
CONTINUOUS FLIGHT AUGERS AND BITS

1

JET AUGER

The premier retraction grouting tool for overburden applications with augers.

MOBILOK™ jet augers are designed for wet or dry hard formation drilling in lime rock, bauxite or like materials. Premium **MOBILOK™** drill rod "J" Series is used for the center stem and allows for circulation of drilling mud, grout or fresh water to aid in well installation or tie-back. Flight edges are hardfaced for wear resistance. Heavy wall couplings and tapered threaded connections provide an extra strong, water tight joint and speed "making and breaking" joints. **Jet augers are identified by the hole size, not actual flight diameter.**



AWJ Hole Size	D-Diam	P-Pitch	Rod I.D.	Rod O.D.	Coupling I.D.
4-1/2" (114mm)	4" (102mm)	3-1/3" (89mm)	1-1/4" (31.75mm)	1-3/4" (44mm)	5/8" (16mm)

NWJ Hole Size	D-Diam	P-Pitch	Rod I.D.	Rod O.D.	Coupling I.D.
4-1/2" (114mm)	4-1/8" (105mm)	3-1/3" (89mm)	2-1/8" (53.97mm)	2-5/8" (67mm)	1-1/8" (29mm)
6" (152mm)	5-5/8" (143mm)	5" (127mm)	2-1/8" (53.97mm)	2-5/8" (67mm)	1-1/8" (29mm)

AWJ AUGER

Description	Lb/Kg	Part No.
4-1/2" (114mm) x 3'0" (914mm).....	13 (5.9).....	007161
4-1/2" (114mm) x 5'0" (1.5m).....	22 (10.0).....	006271
4-1/2" (114mm) x 10'0" (3.1m).....	43 (19.5).....	006272

NWJ AUGER

Description	Lb/Kg	Part No.
4-1/2" (114mm) x 5'0" (1.5m).....	46 (20.9).....	006275
4-1/2" (114mm) x 10'0" (3.1m).....	81 (36.7).....	005655
6" (152mm) x 5'0" (1.5m).....	53 (24.0).....	006273
6" (152mm) x 10'0" (3.1m).....	96 (43.5).....	006274

D-P ROCK HEAD



Description	Lb/Kg	Part No.
4-1/2" (114mm), AWJ Pin (5 Bits).....	8 (3.6).....	006290
4-1/2" (114mm), NWJ Pin (5 Bits).....	9 (4.1).....	006291
6" (152mm), NWJ Pin (7 Bits).....	17 (7.7).....	006293

COMPONENT PARTS

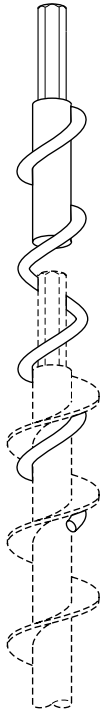
Description	Lb/Kg	Part No.
Carbide Insert Bit.....	3.....	(1.4) 004627
D-P Bit Punch.....	4.....	(1.8) 004626

3-WING CARBIDE INSERT DRAG BIT



Description	Lb/Kg	Part No.
Cutterhead: 4-1/2" (114mm), AWJ Pin.....	7 (3.2).....	006765
Cutterhead: 4-1/2" (114mm), NWJ Pin.....	7 (3.2).....	006766
Cutterhead: 6" (152mm), NWJ Pin.....	20 (9.1).....	006768

AUGER RETRIEVER



An auger retriever allows catching hold of **HEX-COR™** or standard construction augers lost down the hole. Check hole size of your auger and hex shank size before ordering retriever. Retrievers are used with the continuous flight augers noted in parentheses. **Sizes are identified by the hole size, not actual flight diameter.**

AUGER RETRIEVER - OUTSIDE TYPE

Description	Lb/Kg	Part No.
13/16" (21mm) Hex, 2-1/2" (64mm) & 3" (76mm).....	7 (3.2).....	004912
1-1/8" (29mm) Hex, 3-1/2" (89mm) & 4-1/2" (114mm).....	20 (9.1).....	004913
1-1/8" (29mm) Hex, 5" (127mm).....	16 (7.3).....	004914
1-1/8" (29mm) Hex, 6" (152mm).....	20 (9.1).....	004915
1-5/8" (41mm) Hex, 4-1/2" (114mm).....	26 (11.8).....	004916
1-5/8" (41mm) Hex, 5" (127mm).....	27 (12.2).....	004917
1-5/8" (41mm) Hex, 6" (152mm) & 7" (178mm).....	30 (13.6).....	004918
1-5/8" (41mm) Hex, 8" (203mm).....	31 (14.0).....	004919
1-5/8" (41mm) Hex, 10" (254mm).....	34 (15.4).....	004921
1-5/8" (41mm) Hex, 12" (305mm).....	36 (16.3).....	004922
2" (51mm) Hex, 6" (152mm).....	32 (14.5).....	003477
2" (51mm) Hex, 8" (203mm).....	33 (15.0).....	004929
2" (51mm) Hex, 10" (254mm).....	35 (15.9).....	004930
2" (51mm) Hex, 12" (305mm).....	37 (16.8).....	004931
2" (51mm) Hex, 14" (356mm).....	39 (17.7).....	004932

AUGER GUIDE



Auger guides help position the bore hole as vertically as possible. They mount on all Mobile drill rigs and are recommended for safe operation. **Sizes are identified by the hole size, not actual flight diameter.** Give drill rig model and serial number when ordering.

MINUTEMAN DRILLS

Description	Lb/Kg	Part No.
2-1/2" (64mm).....	3 (1.4).....	060256
3" (76mm).....	5 (2.3).....	060141
3-1/2" (89mm).....	4 (1.8).....	060457
4-1/2" (114mm).....	9 (4.1).....	060283
5" (127mm).....	9 (4.1).....	060534
6" (152mm).....	7 (3.2).....	060194

B-80, INSPECTOR SERIES DRILLS

Description	Lb/Kg	Part No.
4-1/2" (114mm).....	18 (8.2).....	212106-01
5" (127mm).....	19 (8.6).....	212106-02
6" (152mm).....	23 (10.4).....	212106-03
7" (178mm).....	23 (10.4).....	212106-04
8" (203mm).....	23 (10.4).....	212106-05
9" (229mm) & 10" (254mm).....	25 (11.3).....	212106-06
12" (305mm).....	†.....	212107-27
14" (356mm).....	†.....	212107-28

B-90 DRILL

Description	Lb/Kg	Part No.
4-1/2" (114mm).....	†.....	212987-01
5" (127mm).....	†.....	212987-02
6" (152mm).....	†.....	212987-03
7" (178mm).....	†.....	212987-04
8" (203mm).....	†.....	212987-05
9" (229mm).....	†.....	212987-06
10" (254mm).....	†.....	212987-07
12" (305mm).....	†.....	212987-08
14" (356mm).....	†.....	212987-09

ALL OTHER DRILLS

Description	Lb/Kg	Part No.
2-1/2" (64mm).....	7 (3.2).....	005257
3" (76mm).....	8 (3.6).....	005258
3-1/2" (89mm).....	9 (4.1).....	005259
4-1/2" (114mm).....	9 (4.1).....	005260
5" (127mm).....	10 (4.5).....	005261
6" (152mm).....	10 (4.5).....	005262
7" (178mm) & 8" (203mm).....	10 (4.5).....	005263
9" (229mm).....	16 (7.3).....	050077
10" (254mm).....	18 (8.2).....	005265
12" (305mm).....	30 (13.6).....	050079
14" (356mm).....	32 (14.5).....	005266

Key: * Designates weights less than 1 lb (.5kg)

† Consult Factory

CONTINUOUS FLIGHT AUGERS AND BITS

1

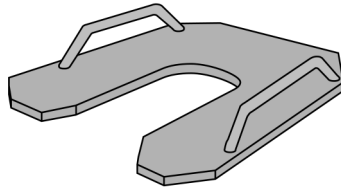
AUGER HOISTING ASSEMBLY



An auger hoisting assembly is used when it is required to pull standard construction or **HEX-COR™** augers vertically utilizing the main hoist. This technique allows the driller to pull more than five feet of auger at a time.

Description	Lb/Kg	Part No.
13/16" (21mm) Hex Socket	2 (.9)	004656
1-1/8" (29mm) Hex Socket	3 (1.4)	004657
1-5/8" (41mm) Hex Socket	4 (1.8)	004517
2" (51mm) Hex Socket	7 (3.2)	004658

AUGER HOLDER (4-1/4" I.D. HSA SHOWN)



An auger holder is used to temporarily support standard construction or **HEX-COR™** augers during removal of the drill string after soil sampling or monitoring well installation has been completed. The above design is only representative. Other designs may vary.

Description	Lb/Kg	Part No.
1125 Series	4 (1.8)	001328
1500 Series ¹	9 (4.1)	001329
2000 Series	14 (6.4)	001330
2875 & 2625 Series	21 (9.5)	001332

¹ Order P/N 01330 for 5" (127mm) and 6" (152mm) hole size augers in this series.

DRIFT PUNCH



AIDS IN THE REMOVAL OF **GROOVE** AND **U-PINS**.

Description	Lb/Kg	Part No.
Drift Punch	*	006038

POINTED HAMMER



AIDS IN THE REMOVAL OF **GROOVE** AND **U-PINS**.

Description	Lb/Kg	Part No.
Pointed Hammer	2 (.9)	005471

AUGER PINCH BAR



USED TO SEPARATE AUGERS.

Description	Lb/Kg	Part No.
Pinch Bar	18 (8.2)	212081

MOBILKIT

Contains all the accessory tools required to facilitate auger drilling. Kits include: 1 Retriever, 1 Holder, 1 Extension Rod, 1 Pointed Hammer, 1 Pinch Bar, and 6 U-Pins. Select by auger hex connection size and hole size. Auger Guides (in this section) are ordered separately.

MOBILKIT: 1-1/8" (29MM) HEX

Description	Lb/Kg	Part No.
1500 Series Auger		
3-1/2" (89mm) & 4-1/2" (114mm)	68 (30.8)	21014-02
5" (127mm)	68 (30.8)	21014-03
6" (152mm)	68 (30.8)	21014-04

MOBILKIT: 1-5/8" (41MM) HEX

Description	Lb/Kg	Part No.
2000 Series Auger		
4-1/2" (114mm)	102 (46.3)	21014-05
5" (127mm)	102 (46.3)	21014-06
6" (152mm) & 7" (178mm)	102 (46.3)	21014-07
8" (203mm)	102 (46.3)	21014-08
2875 Series Auger, 10" (254mm)	132 (59.9)	21014-09
3875 Series Auger, 12" (305mm)	132 (59.9)	21014-10

MOBILKIT: 2" (51MM) HEX

Description	Lb/Kg	Part No.
2625 Series Auger		
6" (152mm)	120 (54.4)	21014-11
8" (203mm)	120 (54.4)	21014-12
10" (254mm)	120 (54.4)	21014-13
12" (305mm)	120 (54.4)	21014-14
14" (356mm)	120 (54.4)	21014-15

1-18

Key: * Designates weights less than 1 lb (.5kg)

† Consult Factory